

Lingco *for* Spanish

TEACHER PLANNER
2025-2026



Copyright © 2026 by Lingco Language Labs

All rights reserved. No part of this publication may be reproduced, stored in a retrieval system, or transmitted, in any form or by any means, electronic, mechanical, photocopying, recording, or otherwise, without the prior written permission of the copyright owner.

Unauthorized reproduction of any part of this publication is illegal and punishable by law. Requests for permission to reproduce or distribute materials from this publication should be addressed to Lingco Language Labs, 1146 S Washington Ave, Lansing, MI 48910.

Lingco For Spanish Planner: National
979-8-89766-971-4

1

Welcome To Lingco

- [How Lingco works](#)
- [What teachers are saying about Lingco](#)
- [Course Structure and Unit Organization](#)
- [The Lingco Platform](#)
- [Elevate your lessons with Lingco Professional Learning resources](#)
- [Fold-out weekly planner](#)

2

Weekly Planner

- [How to use your Lingco Weekly Planner](#)
- [Weekly Planner](#)

3

Extra Resources

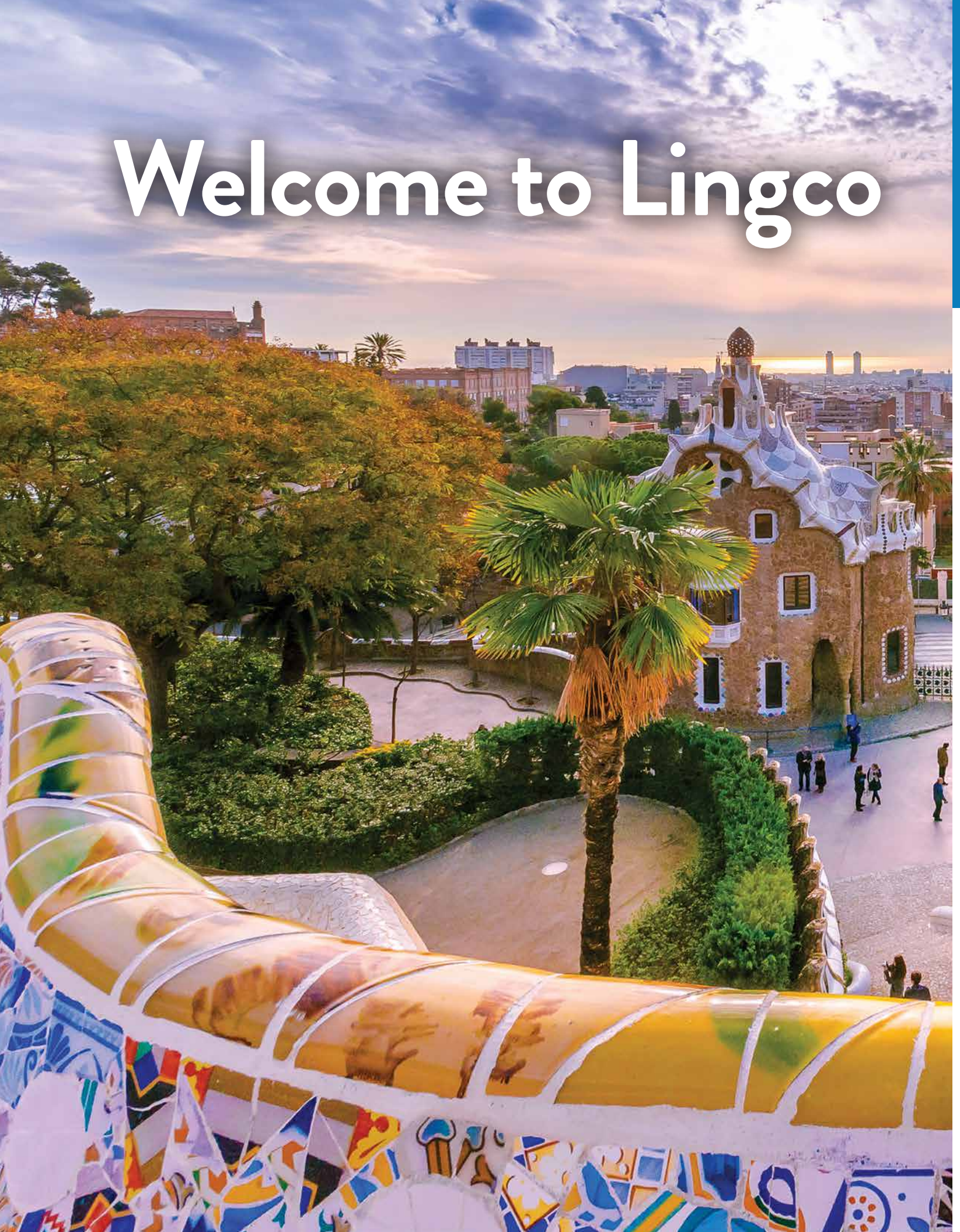
- [Lesson Planning](#)
- [A Day in the Life of a Lingco Teacher](#)
- [Pacing Guides and Templates](#)
- [Home Connection Letters](#)
- [Advocacy for World Languages](#)
- [National Organizations](#)
- [Planning a World Languages Party](#)
- [Recipes](#)
- [Metric/US measurement conversion](#)
- [A list of Spanish Speaking countries](#)

4

Personalize

- [Extra Weekly Planning pages](#)

Welcome to Lingco





Welcome to Lingco!

Dear Educators,

Welcome to a new school year—and welcome to Lingco! We're thrilled to be partnering with you as you inspire the next generation of language learners across the United States.



This planner is more than just a place to organize your days; it's designed as a reflection of how we at Lingco hope to support and empower you throughout the year. Inside, you'll find thoughtful touches that go beyond calendars and checklists. From built-in space for lesson planning and tracking your progress to curated ideas for enriching your classroom experience, this planner is one way we aim to make your teaching journey both productive and joyful.

We've also included opportunities for reflection on language learning, professional growth, and cultivating a growth mindset—because we know that your development as an educator is just as important as your students'. Our goal is to be a true partner in your success, offering tools and inspiration that make a real difference in your classroom. Thank you for all that you do. We're honored to be part of your work and can't wait to see what this year brings. Here's to a fantastic year of connection, creativity, and growth!

With appreciation,

A handwritten signature in black ink that reads 'Seth Killian'.

Seth Killian
CEO & Co-founder, Lingco



Discover more
about the Lingco
method and
platform here



Beyond the Basics

At Lingco, language and intercultural proficiency isn't our only objective; our materials foster critical thinking, information literacy, digital literacy, test-taking strategies, and other core transferable skills that will serve students, both in and out of their Spanish class, for years to come.

World Cultures, Global Citizens

In lieu of marching across the world country by country within a fixed theme and language level, we embrace an approach of showing the best we can of our target cultures wherever an opportunity presents itself. Our philosophy on culture starts with establishing the many things we all have in common—and then moving on to exposure to and appreciation for different perspectives.

Moving the Field Forward

We endeavor to partner with you to advocate for the future of World Languages by showing the material positive impacts the language classroom can have on overall academic and career readiness. Lingco regularly refreshes content, both in response to contemporary topics and student interests, and also in response to the wider educational landscape in the United States.

What's Next

We look forward to supporting your school community over the years that come. Get in touch with us—we're building this for you.

“I am incredibly impressed with the curriculum! I appreciate how it encourages creativity and personalization, making learning more effective and engaging for everyone. Thank you for providing adaptability!”

—Natasha Earley

“Lingco has genuinely been a game-changer in my class. Using the vocabulary and activity sets to create my own gives me endless opportunities to plan my lessons. I am so happy to share my feedback because I love this platform—and that is also based on what my students say about it.”

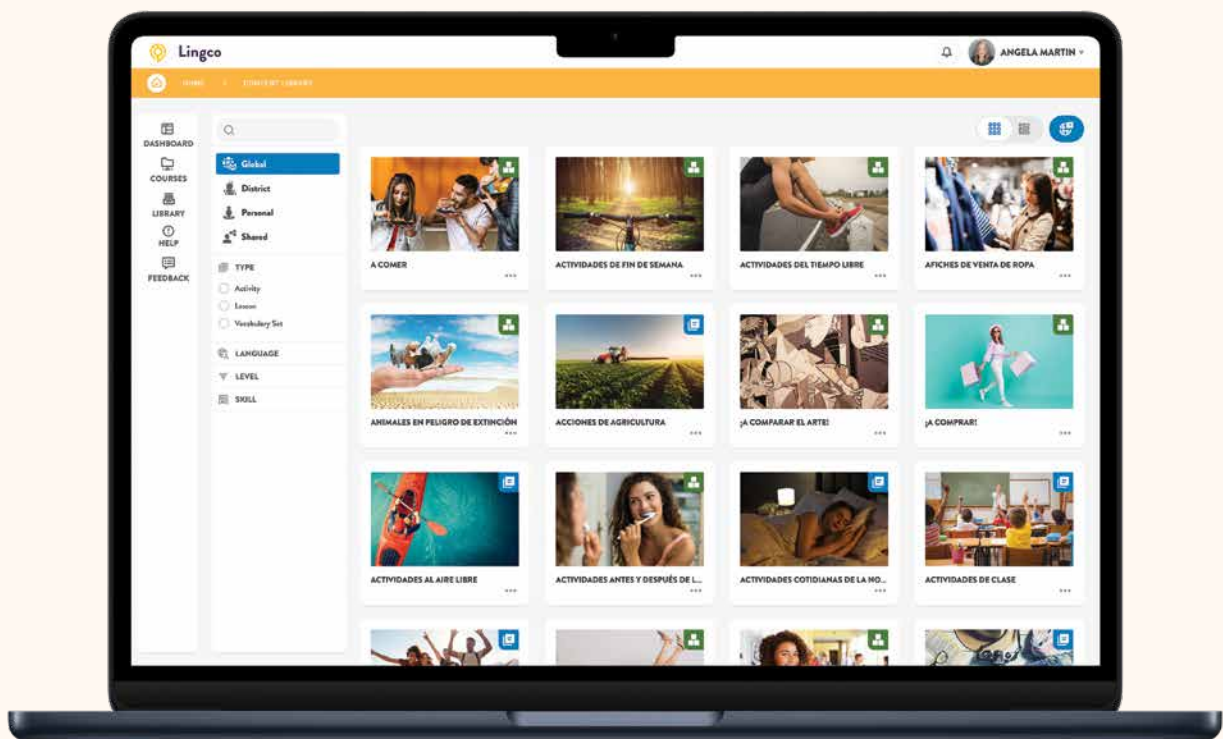
—Carolina González

“It’s like living in a utopian future. It seems like it’s everything a modern Spanish learning program would want. The only limits are our imaginations.”

—Donovan McKiddy

“This is a win-win for teachers, whose time is valuable, and for students, who are in need of engaging activities to further their learning.”

—Alina Herrera



Why Teaching with Lingco Feels Like Winning the Lottery (but less paperwork)

- **Proficiency-Driven:** Every lesson builds communication in the real world, not just memorization.
- **All Three Modes Covered:** Interpretive, interpersonal, and presentational across reading, writing, listening, and speaking—every day, naturally.
- **Authentic Resources:** Real voices, real faces, real scenarios.
- **Student Engagement:** Choice activities, video recording, info-gaps, and games—all embedded.
- **Teacher Tools:** Instant feedback, ample content for differentiation, and full customization tools—all at your fingertips.
- **Data-Driven:** Robust analytics to track student progress.
- **Auto-Grading:** More time to focus on what matters most!

Course Structure

This sample guide for Level 1 shows how to effectively implement Lingco's curriculum in your classroom. The Spanish Level 1 curriculum is divided into six main units, each designed to take approximately six weeks to complete. Each unit contains several lessons. On its own, each lesson is estimated to take about 75–90 minutes of instructional time; using the extension activity suggestions and any related info gap or game activities, a lesson may take up to three class periods.

Each unit in the printed course book has about six lessons, one reading and two or three vocabulary sets included; the digital curriculum modules generally include about three times that amount of content, including the content included in the print. The content library offers additional content beyond that, which may be of interest based on student profile (interest in sports or arts), time of year (overlapping with a holiday), interest in studying a particular country, etc.

Sample Yearly Pacing

Week 1:	Preliminary Unit
Weeks 2–6.5:	Unit 1
Weeks 6.5–12:	Unit 2
Weeks 13–18:	Unit 3
Weeks 19–24:	Unit 4
Weeks 25–30:	Unit 5
Weeks 31–36:	Unit 6

[See Extra Resources
for Sample Lesson Plan
and Pacing Guides](#)

Unit Pacing

Each unit is designed for six weeks of instruction (approximately 28 days total, normalizing for holidays and other periodic interruptions). Sample pacing is available online.

A sample pacing guide can be found in the 'Extra Resources' section, it shows how a class might cover Unit 1 over the course of six weeks, utilizing the print course, the additional practice sequences included in the digital offering, and the printable resources (games, info gaps, etc.). Lingco's curriculum is designed to be flexible, so teachers should feel free to pull in extra content from the curriculum library and make use of the many handouts and games available to extend as needed.

To normalize for the Welcome Unit, we suggest recapturing time in units 1 and 2 (compressing those slightly), but instructors may of course make whatever adjustment best suits their classroom context.

Browse and try
our Lingco
materials here



Unit Organization

The design of each unit is consistent and inclusive of the development of the ACTFL 5Cs (Communication, Cultures, Connections, Comparisons, and Communities). Communication skills are developed in the Interpretive, Interpersonal, and Presentational modes and evenly balance reading, writing, speaking, and listening. The theme of each unit is based around developing well-rounded exposure to the AP themes of Beauty and Aesthetics, Science and Technology, Personal and Public Identities, Family and Communities, Global Challenges, and Contemporary Life.

Unit Introduction

Each unit begins with an instructor overview outlining the goals and expectations for the unit. Objectives are organized in “Can-Do” statements grouped by mode of communication.

Lessons

Each unit has a sequence of lessons that move across modes of communication while developing grammar and vocabulary. Most units have six lessons that follow a predictable sequence. Each lesson is built around a “Can-Do” statement or an end-of-lesson objective. A lesson begins with outlining the goal and explaining its relevance to the student. The lesson then recalls background or previous knowledge to prepare and engage the student. The next step is development through input. The activities are scaffolded, such that they slowly build up to the final task. The last part of each sequence is a formative check where the student can independently demonstrate that they are proficient in the given “Can-Do” statement. All activities are available online on the Lingco Classroom platform.

About once per unit, a student choice activity is included as part of the end-of-lesson formative assessment. Student choice has been shown to increase learner motivation and engagement, as it provides multiple pathways for students to choose from to demonstrate the stated learning objective. In these activities, students will have the option of working alone or in groups/pairs, and also of showing what they know through a variety of modalities, be it speaking, writing, in class, or online.

Additionally, in many lessons, you will notice that grammar is woven into the activity sequence at point-of-use. Lingco’s curriculum is not a grammar-driven course, but when a grammatical structure is needed for a language outcome, students will be exposed to it in a listening or some other input, and then may be guided through a noticing activity to help them as a first step in acquiring the structure. Students may also be presented with a chart and some guided practice before integrating the grammar into their communicative output. A full Grammar Summary in the back of the book is available to help reinforce these skills.

Reading

Reading skills are developed in each unit with culturally relevant readings.

Communication Activities

To provide additional in-class interpersonal communication practice, Lingco provides a set of communication activities for each unit for instructors to distribute as handouts. These include info gaps, where students are given different pieces of information and must communicate with each other to fill in the “gaps” in their knowledge; questionnaires that provide additional opportunities for students to engage with each other and build their interpersonal skills and connections within the class; and additional formats like crosswords, quiz show, and guided conversations. The goal is to promote communication, cooperation, and problem-solving.

Vocabulary Summary & Expansion

All vocabulary used throughout the unit, as well as other thematically related vocabulary, is available at the end of the chapter in the Vocabulary Summary & Expansion section. The vocabulary sets are broken down by themes and are available on the Lingco Classroom platform as adaptive and personalized vocabulary sets.

Grammar Summary

Grammar is taught in context throughout the activities. However, each level includes a comprehensive set of explanations of all of the structures used in both the current level and the prior level (so Level 3 has a reference for all three levels). These are not meant to be used as primary teaching materials, but rather a reference or review material.

Every teacher account with Lingco comes with the following:

- A fully articulated curriculum moving from Novice Low to Advanced High.
- Access to the continuously updating Global Library.
- The ability to customize and adapt your course—and share those modifications with your Professional Learning Community.
- A wealth of interactive and communicative materials, including:
 - Info gap activities
 - Surveys and crossword puzzles
 - Guided conversations
 - Games for Cumulative Review
 - Formative and summative assessment options, available in both analog and digital formats.
 - Best-in-class, bot-free customer service
 - The option to purchase a print supplement.

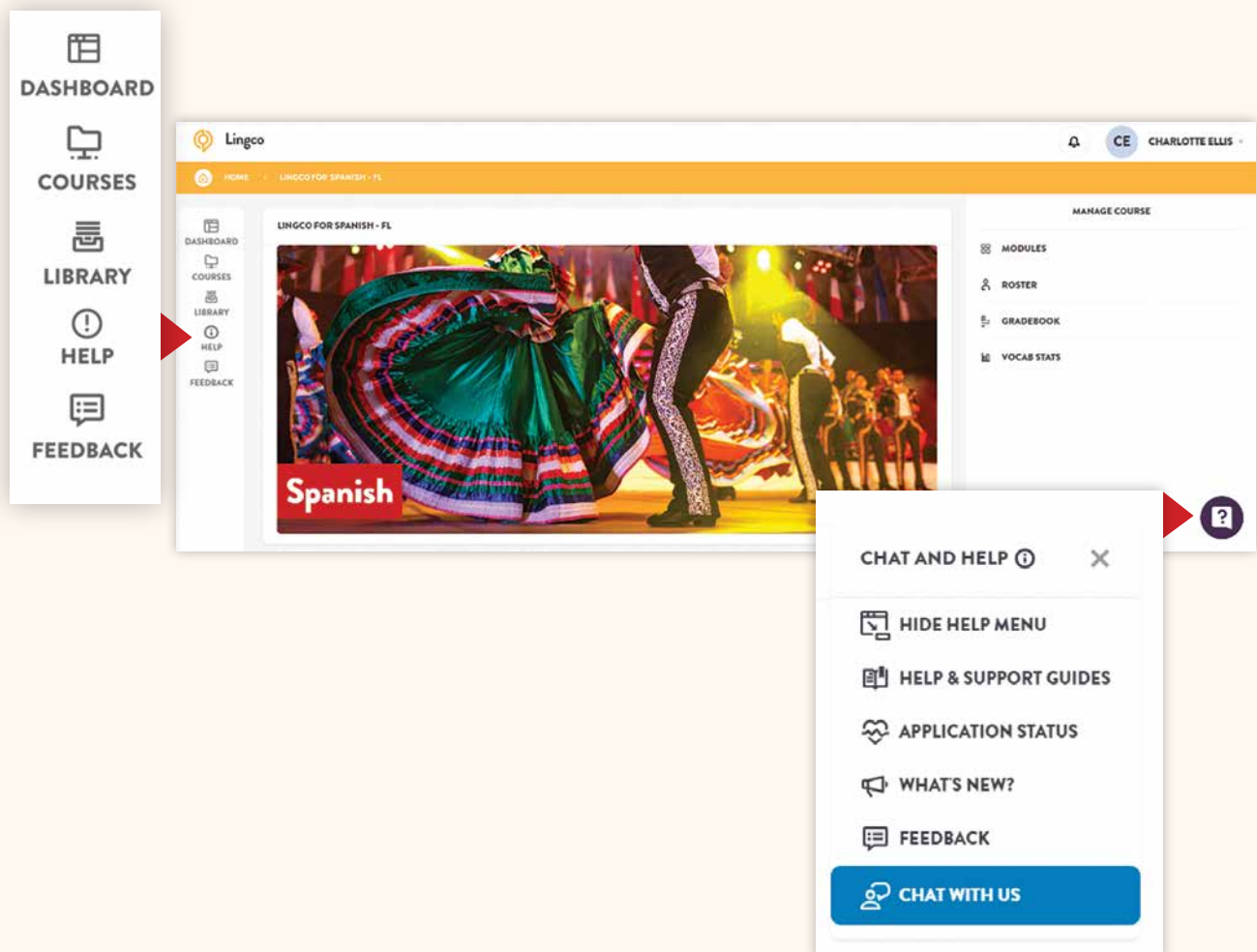
**Resources listed are for Spanish 1-3.*

Support for using Lingco platform

The Lingco Platform is an easy to navigate and intuitive hub for all your teaching and planning needs. If you need any help or to see how powerful the platform can be then make sure you visit <https://help.lingco.io/en/> or scan the QR code.

Here you will find detailed articles and step by step instructions for students, instructors and IT Administrators.

From inside the platform, it's easy to access help at any time by clicking either the 'i' icon on the left to access help articles or the '?' icon in the bottom left of your screen for direct access to the help and support guides, what's new in the platform and the opportunity to get direct support through the chat feature.



Elevate your lessons with Lingco

A word from the team

Welcome to a new year of teaching, learning, and growing together! This planner is more than a tool—it's your teaching companion. Whether you're sketching out unit ideas, mapping proficiency goals, or gathering inspiration, we hope it helps keep you grounded in best practices and energized by the possibilities of performance-based instruction. Within the Weekly Planner pages you'll find a weekly bite-sized articles to support your professional learning throughout the year.

And to complement those articles, we're excited to launch Planning with Lingco—a yearlong professional learning series designed to support your instruction, spark collaboration, and provide meaningful ways to bring the Lingco platform to life in your classroom.

Each month, you'll have the opportunity to join us for a Planning with Lingco webinar where we'll share strategies, spotlight teacher voices, and give you time to connect, reflect, and plan ahead with fellow educators. These sessions are built to be practical, encouraging, and full of takeaways you can use right away.


We're honored to be part of your journey this year and can't wait to see how you make Lingco your own. Here's to a year of planning with purpose, teaching with heart, and learning with joy!

Our webinar sessions will generally take place on the last Wednesday of each month at 4:30 PM Eastern Time (EST through February, EDT from March through May), with the November session scheduled for Wednesday, November 12th, and the December session on Wednesday, December 10th.

Our first webinar, focusing on the July themes, will be held on Wednesday, July 30th, from 4:30 PM to 5:30 PM EST.

Stay tuned for registration details for each month's webinar! We will be sharing information on how to sign up in the coming weeks.

To find out more
and register for
your place in the
webinars scan the
QR CODE



Here's a look at the themes we'll be exploring:

- **July 2025:** Finding My WHY; Planning for Success; Relationship Building | Setting Expectations | Target Outcomes; Building Community | Setting Routines | Pre Assessment (Get a head start on planning for a successful August!)
- **August 2025:** Setting Goals and Targeted Outcomes; Classroom Management; Performance and Proficiency; Using Rubrics to Target Outcomes
- **September 2025:** Learning Cycle | Formative Assessment; Methods and Strategies 1-3: Engaging All Learners All the Time
- **October 2025:** Methods and Strategies 4: Engaging All Learners All the Time; The Cultural Pyramid Series (Parts 1-3)
- **November 2025:** Methods and Strategies 5-8: Targeting Proficiency Levels and Skills (Wednesday, November 12th)
- **December 2025:** Methods and Strategies 9-11: Targeting Proficiency Levels and Skills; Encouragement | Tenacity | Inspirational (Wednesday, December 10th)
- **January 2026:** Revisiting your why; Challenge and Stretch; Perseverance in the Struggle; Recruitment and Retention: Language Advocacy
- **February 2026:** Strengthening your program; Recruiting for higher level courses; Retaining learners in language classes; Advocating for your program
- **March 2026:** Community advocacy; Summative Assessment: What it is and why it matters; Using a rubric to inform progress and outcomes; Self-assessment
- **April 2026:** Using a rubric for feedback; Feedback for Growth; Finishing Strong; Legacy of Learning
- **May 2026:** Looking Ahead with Purpose; Reflection | Celebrating Learning and Growth; Language Learning Spotlight; Thinking Ahead

2025

JULIO	Ma 01	Mi 02	Ju 03	Vi 04	Sa 05	Do 06	Lu 07	Ma 08	Mi 09	Ju 10	Vi 11	Sa 12	Do 13	Lu 14	Ma 15	Mi 16	Ju 17	Vi 18	Sa 19	Do 20	Lu 21	Ma 22	Mi 23	Ju 24	Vi 25	Sa 26	Do 27	Lu 28	Ma 29	Mi 30	Ju 31
AGOSTO	Vi 01	Sa 02	Do 03	Lu 04	Ma 05	Mi 06	Ju 07	Vi 08	Sa 09	Do 10	Lu 11	Ma 12	Mi 13	Ju 14	Vi 15	Sa 16	Do 17	Lu 18	Ma 19	Mi 20	Ju 21	Vi 22	Sa 23	Do 24	Lu 25	Ma 26	Mi 27	Ju 28	Vi 29	Sa 30	Do 31
SEPTIEMBRE	Lu 01	Ma 02	Mi 03	Ju 04	Vi 05	Sa 06	Do 07	Lu 08	Ma 09	Mi 10	Ju 11	Vi 12	Sa 13	Do 14	Lu 15	Ma 16	Mi 17	Ju 18	Vi 19	Sa 20	Do 21	Lu 22	Ma 23	Mi 24	Ju 25	Vi 26	Sa 27	Do 28	Lu 29	Ma 30	
OCTUBRE	Mi 01	Ju 02	Vi 03	Sa 04	Do 05	Lu 06	Ma 07	Mi 08	Ju 09	Vi 10	Sa 11	Do 12	Lu 13	Ma 14	Mi 15	Ju 16	Vi 17	Sa 18	Do 19	Lu 20	Ma 21	Mi 22	Ju 23	Vi 24	Sa 25	Do 26	Lu 27	Ma 28	Mi 29	Ju 30	Vi 31
NOVIEMBRE	Sa 01	Do 02	Lu 03	Ma 04	Mi 05	Ju 06	Vi 07	Sa 08	Do 09	Lu 10	Ma 11	Mi 12	Ju 13	Vi 14	Sa 15	Do 16	Lu 17	Ma 18	Mi 19	Ju 20	Vi 21	Sa 22	Do 23	Lu 24	Ma 25	Mi 26	Ju 27	Vi 28	Sa 29	Do 30	
DICIEMBRE	Lu 01	Ma 02	Mi 03	Ju 04	Vi 05	Sa 06	Do 07	Lu 08	Ma 09	Mi 10	Ju 11	Vi 12	Sa 13	Do 14	Lu 15	Ma 16	Mi 17	Ju 18	Vi 19	Sa 20	Do 21	Lu 22	Ma 23	Mi 24	Ju 25	Vi 26	Sa 27	Do 28	Lu 29	Ma 30	Mi 31

2026

[illegible]

Weekly Planner





These pages are designed to be the heart of your teacher planning so that you can head into class prepared, informed, and inspired.

A mini training course delivered in weekly bite-sized chunks! Our professional learning expert has put together a relevant article for each week with tips that encourage you to Elevate Every Lesson with Lingco. To make the most of these, we invite you to add your own reflection and application.

AGOSTO 4 – AGOSTO 10

Focus for the week:

Reflection

Proficiency Targets

Essential Questions

Communicative Goals

Can-Do's

Lexical Content

Did you know?

August 1–Pachamama Day (Argentina, Bolivia, Peru)
Honoring Mother Earth, blending indigenous beliefs, People
bury food offerings in the earth as a thank you.

Don't Forget

Elevate Your Practice with Lingao!

Finding my WHY

Before we dig into lesson plans and learning targets, let's pause and ask: "Why did I choose to do this work?" Reconnecting with your "why" fuels passion and reminds you that language teaching is more than vocabulary—it's about unlocking futures. Set down a few statements that reflect your purpose this year. Maybe it's helping students take their first steps into bilingualism, or maybe it's building their confidence to speak. Keep this note where you can see it. When things get hectic (and they will), this small anchor will keep your compass steady. And hey—don't forget to ask your students their "why" too. When learners and teachers align their purposes, that's when the real magic happens.

Reflection on my practice

Application for this week

Divided into easily personalizable sections, this allows you to mark your classes, free periods, planning periods and important appointments, and map out your work schedule accordingly.

AGOSTO

LUNES 4 agosto	MARTES 5 agosto	MIÉRCOLES 6 agosto

This week I want to achieve:

JUEVES 7 agosto	VIERNES 8 agosto	SÁBADO 9 agosto	DOMINGO 10 agosto

NOTES

“ To have another language is to possess a second soul. — Charlemagne

Capture all the notes you need in one place.

There are photocopiable and downloadable blank Weekly Planning templates in case you need more planning pages. Find these in the Personalize section!

AGOSTO 4 – AGOSTO 10

Focus for the week:



Reflection



Proficiency Targets



Essential Questions



Communicative Goals



Can-Do's



Lexical Content



Did you know?

August 1—Pachamama Day (Argentina, Bolivia, Peru)

Honoring Mother Earth, blending indigenous beliefs. People bury food offerings in the earth as a thank you.



Don't Forget



Finding my WHY

Before we dig into lesson plans and learning targets, let's pause and ask: "Why did I choose to do this work?" Reconnecting with your "why" fuels passion and reminds you that language teaching is more than vocabulary—it's about unlocking futures. Jot down a few statements that reflect your purpose this year. Maybe it's helping students take their first steps into bilingualism, or maybe it's building their confidence to speak. Keep this note where you can see it. When things get hectic (and they will), this small anchor will keep your compass steady. And hey—don't forget to ask your students their "why" too. When learners and teachers align their purposes, that's when the real magic happens.



Reflection on my practice



Application for this week

AGOSTO

	LUNES 4 agosto	MARTES 5 agosto	MIÉRCOLES 6 agosto

“

To have another language is to possess a second soul.

— **Charlemagne**



This week I want to achieve:

JUEVES 7 agosto	VIERNES 8 agosto	SÁBADO 9 agosto	DOMINGO 10 agosto
		NOTES	

AGOSTO 11 – AGOSTO 17

Focus for the week:



Reflection



Proficiency Targets



Essential Questions



Communicative Goals



Can-Do's



Lexical Content



Did you know?

Spanish, the second most spoken native language globally with over 500 million speakers, is a fascinating language with a rich history and diverse influences. It's a Romance language, meaning it evolved from Latin, and is one of the official languages in 21 countries.



Don't Forget



Elevate Your Lessons with Lingco!

Planning for Success

Think of your year like a Lingco unit—what’s your essential question? Your success isn’t in doing more, it’s in doing what matters most with intention. Use backward design this week to define your big goals: What do I want learners to be able to do by mid-year? How will I measure growth? Block out time now to identify major assessments and cultural experiences you want to include. Pro tip: Bookmark Lingco’s Unit Planner or template to keep everything visible and aligned. Planning is about designing with purpose, not filling in every blank space. Build in space for flexibility, reflection, and joyful detours.



Reflection on my practice



Application for this week

AGOSTO

	LUNES 11 agosto	MARTES 12 agosto	MIÉRCOLES 13 agosto

“

Nuestro idioma es un idioma de unidad, pero también de diversidad.
Our language is a language of unity, but also of diversity.

— **Gabriel García Márquez (Colombia), Nobel Prize in Literature**



This week I want to achieve:

JUEVES 14 agosto	VIERNES 15 agosto	SÁBADO 16 agosto	DOMINGO 17 agosto
		NOTES	

AGOSTO 18 – AGOSTO 24

Focus for the week:



Reflection



Proficiency Targets



Essential Questions



Communicative Goals



Can-Do's



Lexical Content



Did you know?

August 27—La Tomatina Festival, Spain. La Tomatina is a vibrant Spanish festival held annually in Buñol, where thousands gather to throw tomatoes in a joyful, messy battle. Participants enjoy music, parades, and food, and what is thought to be the largest food fight in the world.



Don't Forget



Elevate Your Lessons with Lingco!

Relationship Building | Setting Expectations | Target Outcomes

Students learn best when they feel safe, seen, and supported. Begin this week with community-building in mind. Don't just introduce classroom rules—co-create expectations. Use interpersonal tasks to set the tone: “Let’s write our classroom agreements... in Spanish!” Pair that with clear, proficiency-based goals. Let students know from day one: this class is about growth, not perfection. Use the Can-Do statements in Lingco to anchor outcomes and personalize expectations. When students see that they’re part of something purposeful and supportive, they’re more likely to take the risks real language learning requires.



Reflection on my practice



Application for this week

AGOSTO

	LUNES 18 agosto	MARTES 19 agosto	MIÉRCOLES 20 agosto

“

El hombre que se levanta es aún más grande que el que no ha caído.
The person who gets back up is greater than the one who never fell.

— **Concepción Arenal (Spain, 19th-century writer and reformer)**



This week I want to achieve:

JUEVES 21 agosto	VIERNES 22 agosto	SÁBADO 23 agosto	DOMINGO 24 agosto
		NOTES	

AGOSTO 25 – AGOSTO 31

Focus for the week:



Reflection



Proficiency Targets



Essential Questions



Communicative Goals



Can-Do's



Lexical Content



Did you know?

El Salvador is the only country in Central America without a Caribbean coastline—but it has some of the best surfing beaches in the world! Despite only having a Pacific coastline, El Salvador is famous among surfers for its consistent waves and world-class surf spots like El Tunco and Punta Roca, attracting enthusiasts from around the globe.



Don't Forget



Elevate Your Lessons with Lingco!

Building Community Setting Routines Pre-Assessment

You know what builds community? Consistency and care. This week, focus on routines that reduce cognitive load and build momentum. From **Entrada** tasks to reflective **salidas**, rituals can center your learners and free up energy for real communication. Meanwhile, sneak in some fun pre-assessment activities. Instead of a dull quiz, try a “Find someone who...” task or a voice-recording intro. Lingco’s auto-graded placement activities or custom prompts can give you quick data without slowing the flow. Routines + relationships = readiness to learn.



Reflection on my practice



Application for this week

AGOSTO

	LUNES 25 agosto	MARTES 26 agosto	MIÉRCOLES 27 agosto

“

Education is not the filling of a pail, but rather the lighting of a fire.

— William Butler Yeats



This week I want to achieve:

JUEVES 28 agosto	VIERNES 29 agosto	SÁBADO 30 agosto	DOMINGO 31 agosto
		NOTES	

SEPTIEMBRE 1 – SEPTIEMBRE 7

Focus for the week:



Reflection



Proficiency Targets



Essential Questions



Communicative Goals



Can-Do's



Lexical Content



Did you know?

Costa Rica is a birdwatcher's paradise, boasting an impressive 900+ bird species, some of the highest biodiversity per square mile in the world.



Don't Forget



Elevate Your Lessons with Lingco!

Setting Goals and Targeted Outcomes

When students help define their goals, they're more likely to own them. This week, use Lingco's Can-Do statements or create your own outcome ladders with your students. Ask: What does success *look like* by the end of this unit? By the semester? Invite learners to personalize goals within the target language—perhaps a mini-vision board or a Lingco reflection prompt. Anchor goals to real-world tasks, like ordering food, writing a postcard, or having a conversation. Then, revisit these targets often. Students should see goal-setting not as a one-and-done, but as a compass for their learning journey.



Reflection on my practice



Application for this week

SEPTIEMBRE

	LUNES 1 septiembre	MARTES 2 septiembre	MIÉRCOLES 3 septiembre

“

El idioma es la sangre del alma en la que corren y fluyen los pensamientos.
Language is the blood of the soul in which thoughts run and flow.

– **Miguel de Unamuno (Spain), philosopher and writer**



This week I want to achieve:

JUEVES 4 septiembre	VIERNES 5 septiembre	SÁBADO 6 septiembre	DOMINGO 7 septiembre
		NOTES	

SEPTIEMBRE 8 – SEPTIEMBRE 14

Focus for the week:



Reflection



Proficiency Targets



Essential Questions



Communicative Goals



Can-Do's



Lexical Content



Did you know?

September 13—Día internacional del chocolate: Chocolate's origins trace back to Latin America, specifically Mesoamerica (present-day Mexico and Central America). The ancient Olmec and Mayan civilizations were among the first to cultivate and consume the cacao beans, using them in rituals, beverages, and even as a form of currency. However some research indicates the cacao tree actually originated in Ecuador.



Don't Forget



Elevate Your Lessons with Lingco!

Classroom Management

A well-managed classroom isn't about tight control—it's about creating a space where learners thrive and take risks. Use routines to reduce uncertainty, and redirect rather than reprimand. Try using Lingco's immediate feedback features to guide behavior and highlight positive interactions. Consider how your management strategies support your proficiency targets: are students engaged in meaningful communication, or are they waiting for directions? A smooth classroom is one where routines, expectations, and student agency work hand-in-hand. When learners know the expectations and feel respected, they rise to meet them.



Reflection on my practice



Application for this week

SEPTIEMBRE

	LUNES 8 septiembre	MARTES 9 septiembre	MIÉRCOLES 10 septiembre

“

A good education can change anyone. A good teacher can change everything.

— Unknown



This week I want to achieve:

JUEVES 11 septiembre	VIERNES 12 septiembre	SÁBADO 13 septiembre	DOMINGO 14 septiembre
		NOTES	

SEPTIEMBRE 15 – SEPTIEMBRE 21

Focus for the week:



Reflection



Proficiency Targets



Essential Questions



Communicative Goals



Can-Do's



Lexical Content



Did you know?

September 16—Mexican Independence Day: The day marks the anniversary of the **Grito de Dolores**, a speech given by Father Miguel Hidalgo y Costilla in 1810, calling for Mexicans to rise up against Spanish rule. While actual independence was achieved in 1821, September 16th is the date chosen to celebrate the beginning of the independence struggle.



Don't Forget



Elevate Your Lessons with Lingco!

Performance and Proficiency

Proficiency isn't about knowing **about** the language—it's about using it in real-world ways. Introduce your students (and remind yourself) of the ACTFL proficiency levels. Show examples at different stages—better yet, have students try to **place** sample work. Lingco's voice response, writing tasks, and rubrics are perfect for showing growth over time. Anchor your teaching to what students can **do** rather than what they can memorize. When your class shifts from “Did you get the right answer?” to “Can you communicate this idea?”—you're on the road to performance-based success.



Reflection on my practice



Application for this week

SEPTIEMBRE

	LUNES 15 septiembre	MARTES 16 septiembre	MIÉRCOLES 17 septiembre

“

Ser latino no es hablar español perfecto. Es tener fuego en el corazón y ritmo en el alma.
Being Latino isn't about perfect Spanish. It's about fire in your heart and rhythm in your soul.

— **Becky G (Mexican-American singer and actress)**



This week I want to achieve:

JUEVES 18 septiembre	VIERNES 19 septiembre	SÁBADO 20 septiembre	DOMINGO 21 septiembre
		NOTES	

SEPTIEMBRE 22 – SEPTIEMBRE 28

Focus for the week:



Reflection



Proficiency Targets



Essential Questions



Communicative Goals



Can-Do's



Lexical Content



Did you know?

September 15 to October 15—Hispanic Heritage Month: A month-long celebration of Hispanic and Latino history and culture to recognise the contributions many Hispanic and Latino communities made to the history and culture of the United States, including important advocacy work, vibrant art, popular and traditional foods, and much more.



Don't Forget



Elevate Your Lessons with Lingco!

Using Rubrics to Target Outcomes

Rubrics aren't just for grading—they're roadmaps for growth. When students understand how they're being evaluated, they become more intentional with their language use. Share your rubrics early and walk through them together. Use Lingco's customizable rubric tools to align with ACTFL performance descriptors. Have students *use* the rubric during peer feedback or to reflect on their own work. Proficiency-based rubrics build clarity, confidence, and consistency—and they reinforce that we value *what* learners can do, not just how fast they do it.



Reflection on my practice



Application for this week

SEPTIEMBRE

	LUNES 22 septiembre	MARTES 23 septiembre	MIÉRCOLES 24 septiembre

“

Lo más bonito de los idiomas es que nos hacen humanos y nos unen en la diferencia.
The most beautiful thing about languages is that they make us human and unite us through difference.
— **Ileana Ros-Lehtinen (Cuban-American former congresswoman)**



This week I want to achieve:

JUEVES 25 septiembre	VIERNES 26 septiembre	SÁBADO 27 septiembre	DOMINGO 28 septiembre
		NOTES	

SEPTIEMBRE 29 – OCTUBRE 5

Focus for the week:



Reflection



Proficiency Targets



Essential Questions



Communicative Goals



Can-Do's



Lexical Content



Did you know?

Ecuador is the only country in the world named after a geographical feature – the Equator! In fact, the word **Ecuador** literally means “Equator” in Spanish. You can even visit **Mitad del Mundo** (Middle of the World) near Quito and stand with one foot in each hemisphere!



Don't Forget



Elevate Your Lessons with Lingco!

Learning Cycle | Formative Assessment

Think of the learning cycle as a story: there's a beginning (modeling), a middle (practice), and an end (demonstration). Build this cycle into your lesson planning this week, using the Gradual Release of Responsibility model—I do, we do, you do. Use Lingco's lesson flow tools to scaffold learning from input to output. Formative assessments are your checkpoints. Use Lingco's auto-scored questions or short tasks to see where students are thriving and where they need a boost. Learning isn't linear—but with a cycle in place, it's always moving forward.



Reflection on my practice



Application for this week

SEPTIEMBRE

	LUNES 29 septiembre	MARTES 30 septiembre	MIÉRCOLES 1 octubre

“

You can't stop a teacher when they want to do something. They just do it.

— J.D. Salinger



This week I want to achieve:

JUEVES 2 octubre	VIERNES 3 octubre	SÁBADO 4 octubre	DOMINGO 5 octubre
		NOTES	

OCTUBRE 6 – OCTUBRE 12

Focus for the week:



Reflection



Proficiency Targets



Essential Questions



Communicative Goals



Can-Do's



Lexical Content



Did you know?

Cuba is home to the world's smallest bird—the bee hummingbird! This tiny bird measures just about 2 inches (5 cm) long and weighs less than a dime. It's found only in Cuba and is famous for its dazzling iridescent feathers and incredibly fast wing beats.



Don't Forget



Elevate Your Lessons with Lingco!

Methods and Strategies 1: Engaging All Learners All the Time

Great teaching is like great salsa: balanced, layered, and a little spicy. This week, focus on engaging every learner, every day. Use Lingco's voice-recording prompts or partner tasks to break out of the sit-and-get rut. Try protocols like Think-Pair-Share or Inside-Outside Circles in target language to activate all voices. Remember: engagement isn't noise—it's purposeful communication. When students are *doing the work of learning*, they're not just busy... they're becoming more proficient.



Reflection on my practice



Application for this week

OCTUBRE

	LUNES 6 octubre	MARTES 7 octubre	MIÉRCOLES 8 octubre

“

Vale más actuar exponiéndose a arrepentirse de ello, que arrepentirse de no haber hecho nada.
It's better to act and risk regret than to regret having done nothing.

— Gioconda Belli (Nicaragua, poet and novelist)



This week I want to achieve:

JUEVES 9 octubre	VIERNES 10 octubre	SÁBADO 11 octubre	DOMINGO 12 octubre
		NOTES	

OCTUBRE 13 – OCTUBRE 19

Focus for the week:



Reflection



Proficiency Targets



Essential Questions



Communicative Goals



Can-Do's



Lexical Content



Did you know?

The national sport of Argentina isn't soccer, but rather **Pato**, a horseback game similar to basketball. **Pato**, which translates to "duck" in Spanish, was invented by Argentine ranchers in the 1600s.



Don't Forget



Elevate Your Lessons with Lingco!

Methods and Strategies 2: Engaging All Learners All the Time

Variety keeps the brain (and your classroom) buzzing. This week, experiment with grouping strategies—pairs, triads, whole group, silent work bursts. Switch modes: reading, listening, speaking, writing—preferably in combinations! Use Lingco’s interactive video or integrated reading features to build engagement while covering all skills. Think of engagement as an evolving structure, not a one-size-fits-all tool. The goal is to create many entry points for students to explore, apply, and extend their learning in ways that are joyful and authentic.



Reflection on my practice



Application for this week

OCTUBRE

	LUNES 13 octobre	MARTES 14 octobre	MIÉRCOLES 15 octobre

“

To learn a language is to have one more window from which to look at the world.

— Chinese proverb



This week I want to achieve:

JUEVES 16 octubre	VIERNES 17 octubre	SÁBADO 18 octubre	DOMINGO 19 octubre
		NOTES	

OCTUBRE 20 – OCTUBRE 26

Focus for the week:



Reflection



Proficiency Targets



Essential Questions



Communicative Goals



Can-Do's



Lexical Content



Did you know?

Today, over 600,000 Garifuna people live in Honduras, Guatemala, Belize, Nicaragua, the island of San Vicente, and the United States. They are descendants of Africans and Indigenous Caribbeans who resisted enslavement and forged a rich cultural heritage—including the Garifuna language, **punta** dance, and strong oral traditions.



Don't Forget



Elevate Your Lessons with Lingco!

Methods and Strategies 3: Engaging All Learners All the Time

By now, your strategies are stacking like Legos. This week, dig deeper into how you scaffold complexity. Try a Gallery Walk with Lingco performance tasks, or have students critique sample responses using the rubric. Focus on interpersonal communication—sentence starters, follow-up questions, and staying in the target language. Chunk activities into short bursts of high-engagement: think speed-dating meets language lab. The goal isn't just to use strategies—it's to refine and remix them in ways that match where your learners are and where they're headed.



Reflection on my practice



Application for this week

OCTUBRE

	LUNES 20 octubre	MARTES 21 octubre	MIÉRCOLES 22 octubre

“

It's the teacher that makes the difference, not the classroom.

— Michael Morpurgo



This week I want to achieve:

JUEVES 23 octubre	VIERNES 24 octubre	SÁBADO 25 octubre	DOMINGO 26 octubre
		NOTES	

OCTUBRE 27 – NOVIEMBRE 2

Focus for the week:



Reflection



Proficiency Targets



Essential Questions



Communicative Goals



Can-Do's



Lexical Content



Did you know?

November 1—Día de Muertos, or Day of the Dead, is a Mexican holiday honoring deceased loved ones. It's a time for families to gather, decorate graves with marigolds and candles, and build **ofrendas** (altars) at home to welcome back the spirits of the departed. Despite the name, it is a celebration of life, not death, and has deep roots in pre-Columbian Mesoamerican traditions.



Don't Forget



Elevate Your Lessons with Lingco!

Methods and Strategies 4: Engaging All Learners All the Time

Engagement isn't a phase—it's a rhythm. Keep your classroom pulse strong with movement-based tasks, game-based learning, or interactive storytelling. Try Lingco's flashcard and quiz games, then up the ante with peer-created challenges. Let students *build* the practice—write the questions, choose the images, record the clues. The strategy this week is empowerment. When students see their ideas valued, engagement shifts from passive compliance to active collaboration—and that's where fluency flourishes.



Reflection on my practice



Application for this week

OCTUBRE

	LUNES 27 octubre	MARTES 28 octubre	MIÉRCOLES 29 octubre

“

La vida no se ha hecho para comprenderla, sino para vivirla.

Life was not made to be understood, but to be lived.

— **Javier Marías (Spain), novelist**



This week I want to achieve:

JUEVES 30 octubre	VIERNES 31 octubre	SÁBADO 1 noviembre	DOMINGO 2 noviembre
		NOTES	

NOVIEMBRE 3 – NOVIEMBRE 9

Focus for the week:



Reflection



Proficiency Targets



Essential Questions



Communicative Goals



Can-Do's



Lexical Content



Did you know?

November 9—Día Nacional de la Pupusa - El Salvador:
Pupusas are delicious stuffed corn tortillas and considered the country's national dish.



Don't Forget



Elevate Your Lessons with Lingco!

The Cultural Pyramid 1: What It Is And Why It Matters

The Cultural Pyramid helps students move from surface-level facts to deep cultural understanding. This week, introduce the framework: products (what), practices (how), and perspectives (why). Start with a simple artifact—a holiday, a meal, a song—and have students explore each layer. Use Lingco's authentic media to show cultural practices in action, then let learners generate 'wonderings' and comparisons. Culture isn't an add-on; it's the context for communication.



Reflection on my practice



Application for this week



Lingco

NOVIEMBRE

	LUNES 3 noviembre	MARTES 4 noviembre	MIÉRCOLES 5 noviembre

“

Education is the key that unlocks the golden door to freedom.

— **George Washington Carver**



This week I want to achieve:

JUEVES 6 noviembre	VIERNES 7 noviembre	SÁBADO 8 noviembre	DOMINGO 9 noviembre
		NOTES	

NOVIEMBRE 10 – NOVIEMBRE 16

Focus for the week:



Reflection



Proficiency Targets



Essential Questions



Communicative Goals



Can-Do's



Lexical Content



Did you know?

Pupusas are made from thick corn tortillas filled with various ingredients like cheese, beans, pork, or even squash. They're usually served with **curtido** (a tangy cabbage slaw) and tomato salsa.



Don't Forget



Elevate Your Lessons with Lingco!

The Cultural Pyramid 2: How To Create A Cultural Pyramid

Now it's time to build your own Cultural Pyramid! Choose a theme—celebrations, foodways, school life—and guide students through research or exploration in the target language. What are the visible practices? What hidden values do they reveal? Use graphic organizers or Lingco's collaborative tools to track thinking. Encourage personal reflection: 'What surprised you? What do you relate to?' This structure deepens interculturality, helps students ask better questions, and fosters empathy across languages.



Reflection on my practice



Application for this week

NOVIEMBRE

	LUNES 10 noviembre	MARTES 11 noviembre	MIÉRCOLES 12 noviembre

“

El español es mi corazón, el inglés es mi cerebro. Necesito los dos para contar mis historias.
Spanish is my heart, English is my brain. I need both to tell my stories.

— **Lin-Manuel Miranda** (Puerto Rican descent, U.S.-based playwright)



This week I want to achieve:

JUEVES 13 noviembre	VIERNES 14 noviembre	SÁBADO 15 noviembre	DOMINGO 16 noviembre
		NOTES	

NOVIEMBRE 17 – NOVIEMBRE 23

Focus for the week:



Reflection



Proficiency Targets



Essential Questions



Communicative Goals



Can-Do's



Lexical Content



Did you know?

The Puerto Rico Trench is the deepest point in the Atlantic Ocean, reaching depth estimates ranging between 27,480 feet (8,376m) and 28,675 feet (8,740m).



Don't Forget



Elevate Your Lessons with Lingco!

The Cultural Pyramid 3: Comparisons

Make it personal this week—invite students to compare cultures. Have them examine a practice from the target culture and their own: What's similar? What's different? Why? Push past stereotypes and focus on meaning. Use Venn diagrams, reflective journals, or voice responses on Lingco to guide their thinking. Cultural comparisons aren't just academic—they're the heart of real connection.



Reflection on my practice



Application for this week

NOVIEMBRE

	LUNES 17 noviembre	MARTES 18 noviembre	MIÉRCOLES 19 noviembre

“

It always seems impossible until it's done.

— Nelson Mandela.



This week I want to achieve:

JUEVES 20 noviembre	VIERNES 21 noviembre	SÁBADO 22 noviembre	DOMINGO 23 noviembre
		NOTES	

NOVIEMBRE 24 – NOVIEMBRE 30

Focus for the week:



Reflection



Proficiency Targets



Essential Questions



Communicative Goals



Can-Do's



Lexical Content



Did you know?

Guatemala is the heartland of the ancient Maya civilization—and it's home to one of the largest and most important Maya sites: **Tikal**. It was once a powerful Maya city, with towering pyramids, grand plazas, and an observatory. Some of the ruins date back over 2,000 years.



Don't Forget



Elevate Your Lessons with Lingco!

Methods and Strategies 5: Targeting Proficiency Levels and Skills

Not all learners are on the same path—or pace. This week, tailor strategies to proficiency bands: Novice learners need support with high-frequency language, visuals, and repetition; Intermediate learners thrive on structured output, real-world tasks, and peer interaction. Use Lingco filters to assign differentiated tasks by level or interest. Empower students to choose their challenge—ask for evidence of growth, not perfection.



Reflection on my practice



Application for this week

NOVIEMBRE

	LUNES 24 noviembre	MARTES 25 noviembre	MIÉRCOLES 26 noviembre

“

You can never understand one language until you understand at least two.

— **Geoffrey Willans**



This week I want to achieve:

JUEVES 27 noviembre	VIERNES 28 noviembre	SÁBADO 29 noviembre	DOMINGO 30 noviembre
		NOTES	

DICIEMBRE 1 – DICIEMBRE 7

Focus for the week:



Reflection



Proficiency Targets



Essential Questions



Communicative Goals



Can-Do's



Lexical Content



Did you know?

La Paz, the administrative capital of Bolivia, is the highest capital city in the world, situated at an altitude of over 11,975 feet (3,650m) above sea level.



Don't Forget



Elevate Your Lessons with Lingco!

Methods and Strategies 6: Targeting Proficiency Levels and Skills

This week, spotlight the four skills: listening, speaking, reading, and writing. Build activities that highlight a target skill while integrating others naturally. For example: students read a text, discuss it with a partner, and write a follow-up response. Lingco's mixed-mode tasks are perfect for this! Create progression through skill scaffolding: give sentence stems for writing or allow voice-to-text as an accommodation.



Reflection on my practice



Application for this week

DICIEMBRE

	LUNES 1 diciembre	MARTES 2 diciembre	MIÉRCOLES 3 diciembre

“

Donde comen dos, comen tres. *Where two eat, three can eat.*

— **Unknown**



This week I want to achieve:

JUEVES 4 diciembre	VIERNES 5 diciembre	SÁBADO 6 diciembre	DOMINGO 7 diciembre
		NOTES	

DICIEMBRE 8 – DICIEMBRE 14

Focus for the week:



Reflection



Proficiency Targets



Essential Questions



Communicative Goals



Can-Do's



Lexical Content



Did you know?

Chile has the most volcanoes in Latin America. It's also home to two of South America's most active volcanoes: Llaima and Villarrica. This high number of volcanoes is due to Chile's location on the Ring of Fire, a seismically active zone along the Pacific basin.



Don't Forget



Elevate Your Lessons with Lingco!

Methods and Strategies 7: Targeting Proficiency Levels and Skills

Let's amplify listening and speaking. Try audio discussions, song-based activities, or Lingco's voice response tasks. Scaffold the listening with pre-questions and visual support, then prompt speaking with sentence starters and models. Use peer feedback—what did they hear? What made it clear? Focus less on grammar and more on comprehensibility. Let's build that real-world readiness now, one conversation at a time.



Reflection on my practice



Application for this week

DICIEMBRE

	LUNES 8 diciembre	MARTES 9 diciembre	MIÉRCOLES 10 diciembre

“

Tell me and I forget, teach me and I may remember, involve me and I learn.

— Benjamin Franklin



This week I want to achieve:

JUEVES 11 diciembre	VIERNES 12 diciembre	SÁBADO 13 diciembre	DOMINGO 14 diciembre
		NOTES	

DICIEMBRE 15 – DICIEMBRE 21

Focus for the week:



Reflection



Proficiency Targets



Essential Questions



Communicative Goals



Can-Do's



Lexical Content



Did you know?

Deep in the Peruvian Amazon there is a river that boils! It is hot enough and pure enough to make your tea straight from the river.



Don't Forget



Elevate Your Lessons with Lingco!

Methods and Strategies 8: Targeting Proficiency Levels and Skills

Writing can be personal, powerful, and purposeful. Have students narrate a past event, write instructions, or share an opinion. Use Lingco's embedded prompts and guided writing to support structure and creativity. Try modeling a response, then gradually remove scaffolds. Feedback should be formative and focused: 'What did you say clearly? What could you say with more detail?'



Reflection on my practice



Application for this week

DICIEMBRE

	LUNES 15 diciembre	MARTES 16 diciembre	MIÉRCOLES 17 diciembre

“

Mi casa es tu casa. *My house is your house.*

— **Unknown**



This week I want to achieve:

JUEVES 18 diciembre	VIERNES 19 diciembre	SÁBADO 20 diciembre	DOMINGO 21 diciembre
		NOTES	

DICIEMBRE 22 – DICIEMBRE 28

Focus for the week:



Reflection



Proficiency Targets



Essential Questions



Communicative Goals



Can-Do's



Lexical Content



Did you know?

La Sagrada Família Basilica in Barcelona is still not finished despite building starting in 1882. Designed by Antoni Gaudí and blending Gothic and Art Nouveau styles, its intricate facades and towering spires draw millions of visitors despite its unfinished state. The predicted year of completion is currently 2033.



Don't Forget



Elevate Your Lessons with Lingco!

Methods and Strategies 9: Targeting Proficiency Levels and Skills

Reading is more than decoding—it's meaning-making. Choose an authentic text this week (a meme, ad, article, or story) and guide students to interact with it. Pre-teach key vocabulary, chunk the text, and use a Lingco reading activity to highlight main ideas, tone, and cultural references. Let students respond to what they read: 'What would you do in this situation?' or 'How is this similar to your own life?'



Reflection on my practice



Application for this week

DICIEMBRE

	LUNES 22 diciembre	MARTES 23 diciembre	MIÉRCOLES 24 diciembre

“

The limits of my language are the limits of my world.

— **Ludwig Wittgenstein**



This week I want to achieve:

JUEVES 25 diciembre	VIERNES 26 diciembre	SÁBADO 27 diciembre	DOMINGO 28 diciembre
		NOTES	

DICIEMBRE 29 – ENERO 4

Focus for the week:



Reflection



Proficiency Targets



Essential Questions



Communicative Goals



Can-Do's



Lexical Content



Did you know?

Nicaragua famously has a non-traditional address system. Instead of street names and numbers, people often use landmarks and relative directions. For example, an address might be “From the old Texaco station, two blocks to the east.”



Don't Forget



Elevate Your Lessons with Lingco!

Methods and Strategies 10: Targeting Proficiency Levels and Skills

Week 21 is the remix moment—time to synthesize! Have students complete a task that integrates all four skills: research a topic, present findings, discuss ideas, and write reflections. Use Lingco's unit-based assessments or create a custom Integrated Performance Assessment (IPA). Focus your feedback on function: did students convey meaning across modes?



Reflection on my practice



Application for this week

DICIEMBRE

	LUNES 29 diciembre	MARTES 30 diciembre	MIÉRCOLES 31 diciembre

“

Ser bilingüe es como tener el alma dividida en dos mundos, y eso no es debilidad, sino riqueza.
To be bilingual is to have your soul split between two worlds – not as a weakness, but as a richness.

– **Julia Alvarez (Dominican-American author, raised in the U.S.)**



This week I want to achieve:

JUEVES 1 enero	VIERNES 2 enero	SÁBADO 3 enero	DOMINGO 4 enero
		NOTES	

ENERO 5 – ENERO 11

Focus for the week:



Reflection



Proficiency Targets



Essential Questions



Communicative Goals



Can-Do's



Lexical Content



Did you know?

The Dominican Republic is the birthplace of two of the most iconic Latin music genres. **Merengue**, known for its fast tempo and lively dance style, was declared the country's national dance and music in the 20th century. **Bachata**, once considered “music of the poor,” rose from rural origins to international fame, with stars like Romeo Santos and Aventura helping to globalize the genre.



Don't Forget



Elevate Your Lessons with Lingco!

Methods and Strategies 11: Targeting Proficiency Levels and Skills

Language learning is a marathon, not a sprint. Take this week to remind students (and yourself) that progress is not linear. Use Lingco's progress tracking or reflective journaling features to spotlight growth. Revisit a task from earlier in the year and compare outcomes. Celebrate risk-taking, highlight effort, and share inspirational stories of second language success.



Reflection on my practice



Application for this week



Lingco

ENERO

	LUNES 5 enero	MARTES 6 enero	MIÉRCOLES 7 enero

“

A word after a word after a word is power.

— Margaret Atwood



This week I want to achieve:

JUEVES 8 enero	VIERNES 9 enero	SÁBADO 10 enero	DOMINGO 11 enero
		NOTES	

ENERO 12 – ENERO 18

Focus for the week:



Reflection



Proficiency Targets



Essential Questions



Communicative Goals



Can-Do's



Lexical Content



Did you know?

January 6—Jan Día de los Reyes Magos: Three Kings Day, also known as the Epiphany, is celebrated on January 6th and commemorates the visit of the Magi to the infant Jesus, following a star from the East. In Spain it is not Santa Claus who leaves out presents but the Three Wise Men. And rather than stocking, children leave out shoes to receive the gifts!



Don't Forget



Elevate Your Lessons with Lingco!

Encouragement | Tenacity | Inspirational

Mid-year is a perfect time for a pick-me-up. This week, sprinkle your classroom with encouragement. Leave sticky notes with positive feedback. Let students write each other affirmations—in the target language, of course. Share a favorite success story or Lingco student highlight. Create a ‘Wall of Wins’ to showcase risks and breakthroughs.



Reflection on my practice



Application for this week



Lingco

ENERO

“

A mistake is a gift to a class

– Caleb Gattengo



This week I want to achieve:

JUEVES 15 enero	VIERNES 16 enero	SÁBADO 17 enero	DOMINGO 18 enero
		NOTES	

ENERO 19 – ENERO 25

Focus for the week:



Reflection



Proficiency Targets



Essential Questions



Communicative Goals



Can-Do's



Lexical Content



Did you know?

While Chile doesn't have a single officially designated national dish, **Pastel de Choclo** is widely considered a classic and beloved Chilean dish, often referred to as the country's national food. It's a corn-based casserole that can be made with various fillings and is a staple in Chilean cuisine.



Don't Forget



Elevate Your Lessons with Lingco!

Revisiting your Why

It's time to circle back to your "why." Ask yourself: "What's changed? What have I learned about my students, myself, and this work?" Invite students to reflect too—maybe through a video journal or a guided reflection on Lingco. Reaffirm the big picture: language learning is about connection, identity, and discovery.



Reflection on my practice



Application for this week

ENERO

	LUNES 19 enero	MARTES 20 enero	MIÉRCOLES 21 enero

“

If you look behind every exceptional person there is an exceptional teacher.

— **Stephen Hawking**



This week I want to achieve:

JUEVES 22 enero	VIERNES 23 enero	SÁBADO 24 enero	DOMINGO 25 enero
		NOTES	

ENERO 26 – FEBRERO 1

Focus for the week:



Reflection



Proficiency Targets



Essential Questions



Communicative Goals



Can-Do's



Lexical Content



Did you know?

Nicaragua's nickname is the "land of Lake and volcanoes" because of the huge number of active and inactive volcanoes in the country. In fact, those "lakes" are more often than not ancient volcanic craters that are now filled with water.



Don't Forget



Elevate Your Lessons with Lingco!

Challenge and Stretch

This week, lean into the challenge zone. Assign tasks just above the comfort level—like an unscripted voice response or a mini-presentation in the target language. Scaffold, but don't soften! Productive struggle builds grit and confidence. Use Lingco to assign tiered versions of the same task, so students choose their level of stretch. Celebrate the attempt, not just the accuracy.



Reflection on my practice



Application for this week

ENERO

	LUNES 26 enero	MARTES 27 enero	MIÉRCOLES 28 enero

“

Caminar cuesta. Pero mientras más cuesta, más se disfruta lo recorrido.
Walking is hard. But the harder it is, the more you enjoy what you've accomplished.

— **Rosario Castellanos (Mexico), writer and philosopher**



This week I want to achieve:

JUEVES 29 enero	VIERNES 30 enero	SÁBADO 31 enero	DOMINGO 1 febrero
		NOTES	

FEBRERO 2 – FEBRERO 8

Focus for the week:



Reflection



Proficiency Targets



Essential Questions



Communicative Goals



Can-Do's



Lexical Content



Did you know?

February 1—National Day of the Mexican Axolotl Day: This day is dedicated to raising awareness and celebrating the unique qualities of this critically endangered salamander, known as the “Mexican walking fish”. Axolotls are found only in a few bodies of water in Mexico and are notable for their ability to regrow limbs, change color, and their unusual life cycle.



Don't Forget



Elevate Your Lessons with Lingco!

Perseverance in the Struggle

Last week focused on challenging learners—this week is about what happens when they hit a wall. Help students see struggle as part of the journey, not a sign of failure. Use Lingco to revisit a task they found tough, and scaffold a retry. Ask reflection questions like: “What did you learn about how you learn? What strategy will you try next time?” Showcase examples of successful revisions or moments where a student pushed through confusion. When you normalize productive struggle, you build a classroom culture where grit is celebrated just as much as success. Learning a language is hard—let’s honor that effort!



Reflection on my practice



Application for this week

FEBRERO

	LUNES 2 febrero	MARTES 3 febrero	MIÉRCOLES 4 febrero

“

Just learning to think in another language allows you to see your own culture in a better viewpoint.

— **Gates McFadden**



This week I want to achieve:

JUEVES 5 febrero	VIERNES 6 febrero	SÁBADO 7 febrero	DOMINGO 8 febrero
		NOTES	

FEBRERO 9 – FEBRERO 15

Focus for the week:



Reflection



Proficiency Targets



Essential Questions



Communicative Goals



Can-Do's



Lexical Content



Did you know?

Uruguay has the longest National Anthem in the world, taking approximately 6 minutes to sing.



Don't Forget



Elevate Your Lessons with Lingco!

Recruitment and Retention - Language Advocacy

Advocacy starts in your own classroom. This week, reflect on how your teaching shows students—and others—why language learning matters. Share student stories, highlight bilingual skills, and make the case for continuing language study. Use Lingco's performance data and student work as evidence of progress and potential. Invite students to create their own testimonials or project pitches: 'Why should someone take a language class?' Plant seeds now that grow into lifelong language learning.



Reflection on my practice



Application for this week

FEBRERO

	LUNES 9 febrero	MARTES 10 febrero	MIÉRCOLES 11 febrero

“

You are braver than you believe, stronger than you seem, and smarter than you think.

— Christopher Robin



This week I want to achieve:

JUEVES 12 febrero	VIERNES 13 febrero	SÁBADO 14 febrero	DOMINGO 15 febrero
		NOTES	

FEBRERO 16 – FEBRERO 22

Focus for the week:



Reflection



Proficiency Targets



Essential Questions



Communicative Goals



Can-Do's



Lexical Content



Did you know?

The Fiesta de la Candelaria (Peru) is a cherished Peruvian celebration in early February. It mainly happens in Puno, Peru, to honor the Virgin of Candelaria. This festival mixes indigenous traditions with Catholic practices. It features colorful parades, traditional music, and dance, showing off the region's rich culture.



Don't Forget



Elevate Your Lessons with Lingco!

Strengthening your Program

Strong programs are built on alignment and outcomes. This week, take stock: Are your units vertically aligned across levels? Are your outcomes clearly communicated? Use Lingco's curriculum overview tools to map out a scope-and-sequence, or build common performance tasks to track growth. Share successes with your department and admin—data and stories combined are a powerful advocacy combo. Strengthening your program starts with showing its purpose, structure, and impact.



Reflection on my practice



Application for this week

FEBRERO

	LUNES 16 febrero	MARTES 17 febrero	MIÉRCOLES 18 febrero

“

Mistakes are the portals of discovery.

— James Joyce



This week I want to achieve:

JUEVES 19 febrero	VIERNES 20 febrero	SÁBADO 21 febrero	DOMINGO 22 febrero
		NOTES	

FEBRERO 23 – MARZO 1

Focus for the week:



Reflection



Proficiency Targets



Essential Questions



Communicative Goals



Can-Do's



Lexical Content



Did you know?

The national symbol of Panama is the Panamanian Golden frog. Known for its vibrant yellow skin and black spots, it symbolizes good luck but is now extremely rare and classed as critically endangered because of habitat loss and a deadly fungal disease.



Don't Forget



Elevate Your Lessons with Lingco!

Recruiting for Higher Level Courses

Future enrollment starts *now*. Help students and families see the value of continuing their language journey. Have current students create highlight reels or digital portfolios in Lingco to showcase their skills. Host a 'Language Learning Fair' or peer-led info session. Spotlight upper-level coursework, travel or exchange opportunities, and how advanced language learning connects to college, careers, and life. Recruiting isn't just about numbers—it's about inspiration.



Reflection on my practice



Application for this week

FEBRERO

	LUNES 23 febrero	MARTES 24 febrero	MIÉRCOLES 25 febrero

“

That is what learning is. You suddenly understand something you've understood all your life, but in a new way.

— Doris Lessing



This week I want to achieve:

JUEVES 26 febrero	VIERNES 27 febrero	SÁBADO 28 febrero	DOMINGO 1 marzo
		NOTES	

MARZO 2 – MARZO 8

Focus for the week:



Reflection



Proficiency Targets



Essential Questions



Communicative Goals



Can-Do's



Lexical Content



Did you know?

La Diablada is a traditional Bolivian dance representing the struggle between good and evil. Performed during the Carnaval de Oruro, dancers wear elaborate devil costumes, symbolizing the fight against colonial oppression. It's recognized as a UNESCO Intangible Heritage.



Don't Forget



Elevate Your Lessons with Lingco!

Retaining Learners in Language Classes

Retention is about relevance. Check in with your learners—what’s resonating? Where do they want to go next? Build upcoming content based on interest surveys or passion projects. Use Lingco’s personalized tasks to keep students engaged and challenged. Let them see their growth and set new goals. Retention happens when learners feel ownership, momentum, and a clear path forward. Show them there’s more to explore—and that you believe in their journey.



Reflection on my practice



Application for this week

MARZO

	LUNES 2 marzo	MARTES 3 marzo	MIÉRCOLES 4 marzo

“

I touch the future. I teach.
— **Christine McAullife**



This week I want to achieve:

JUEVES 5 marzo	VIERNES 6 marzo	SÁBADO 7 marzo	DOMINGO 8 marzo
		NOTES	

MARZO 9 – MARZO 15

Focus for the week:



Reflection



Proficiency Targets



Essential Questions



Communicative Goals



Can-Do's



Lexical Content



Did you know?

Honduras is home to parts of the Mesoamerican Reef, the second-largest coral reef system in the world.



Don't Forget



Elevate Your Lessons with Lingco!

Advocating for Your Program

Advocacy doesn't always mean a big campaign. Sometimes it's as simple as telling your program's story. Document learner growth, gather testimonials, and share highlights in newsletters or on social media. Use Lingco's visuals and data tools to show impact in real terms. Invite stakeholders into your classroom—virtually or in person. When people see the joy and growth happening in world language classrooms, they're more likely to champion your work.



Reflection on my practice



Application for this week

MARZO

	LUNES 9 marzo	MARTES 10 marzo	MIÉRCOLES 11 marzo

“

Those who know nothing of foreign languages know nothing of their own.

— Johann Wolfgang von Goethe



This week I want to achieve:

JUEVES 12 marzo	VIERNES 13 marzo	SÁBADO 14 marzo	DOMINGO 15 marzo
		NOTES	

MARZO 16 – MARZO 22

Focus for the week:



Reflection



Proficiency Targets



Essential Questions



Communicative Goals



Can-Do's



Lexical Content



Did you know?

March 14—Día Internacional de las Matemáticas: The Incas used a decimal system with knots, while the Aztecs used a base-20 system with dots and glyphs—both showing remarkable numerical sophistication.



Don't Forget



Elevate Your Lessons with Lingco!

Community Advocacy

This week, connect with your wider community. Can students interview a local bilingual business owner? Visit a cultural center? Volunteer as translators? Create community storyboards in Lingco highlighting how language connects people. When students engage beyond the classroom, they see that language isn't just schoolwork—it's life work. Advocacy becomes authentic when students live the benefits of language learning in their own towns and neighborhoods.



Reflection on my practice



Application for this week

MARZO

	LUNES 16 marzo	MARTES 17 marzo	MIÉRCOLES 18 marzo

“

Lo más importante no es ser el mejor, es ser real.
The most important thing isn't being the best – it's being real.
– **Rosalía (Spain, singer-songwriter)**



This week I want to achieve:

JUEVES 19 marzo	VIERNES 20 marzo	SÁBADO 21 marzo	DOMINGO 22 marzo
		NOTES	

MARZO 23 – MARZO 29

Focus for the week:



Reflection



Proficiency Targets



Essential Questions



Communicative Goals



Can-Do's



Lexical Content



Did you know?

March 15-19—Las Fallas (Valencia, Spain) Las Fallas, held in Valencia, Spain, features towering sculptures ‘Fallas’ burned during *La Cremà*. The festival includes daily *Mascletàs* firecracker shows, blending art, noise, and tradition in a vibrant celebration of culture and creativity.



Don't Forget



Elevate Your Lessons with Lingco!

Summative Assessment - What It Is and Why It matters

Summative assessments should reflect meaningful performance. This week, focus on designing or refining tasks that allow students to show what they can do. Move beyond multiple choice—use IPAs, presentations, portfolios, or Lingco’s integrated assessments. Assess what matters: Can they interpret? Can they communicate? Can they connect? Summative assessments should honor student voice and real-world use, not just academic recall.



Reflection on my practice



Application for this week

MARZO

	LUNES 23 marzo	MARTES 24 marzo	MIÉRCOLES 25 marzo

“

No hay mal que por bien no venga. *Every cloud has a silver lining.*

— Unknown



This week I want to achieve:

JUEVES 26 marzo	VIERNES 27 marzo	SÁBADO 28 marzo	DOMINGO 29 marzo
		NOTES	

MARZO 30 – ABRIL 5

Focus for the week:



Reflection



Proficiency Targets



Essential Questions



Communicative Goals



Can-Do's



Lexical Content



Did you know?

Paraguay's traditional drink, **tereré**, is a cold, refreshing herbal tea made from **yerba mate**, often flavored with mint or lemon. Shared among friends or family, it's a beloved cultural tradition and social ritual across the country.



Don't Forget



Elevate Your Lessons with Lingco!

Using a Rubric to Inform Progress and Outcomes

Rubrics aren't just a tool—they're a language for learning. Use rubrics this week not only to score, but to teach. Share them *before* the task. Use exemplars and self-assessment to help students internalize expectations. In Lingco, rubrics align directly with performance tasks—make them visible, usable, and actionable. When students understand the criteria, they aim higher and reflect deeper. Rubrics help everyone speak the same language of growth.



Reflection on my practice



Application for this week

MARZO

	LUNES 30 marzo	MARTES 31 marzo	MIÉRCOLES 1 abril

“

If you talk to a man in a language he understands, that goes to his head. If you talk to him in his language, that goes to his heart.

— Nelson Mandela



This week I want to achieve:

JUEVES 2 abril	VIERNES 3 abril	SÁBADO 4 abril	DOMINGO 5 abril
		NOTES	

ABRIL 6 – ABRIL 12

Focus for the week:



Reflection



Proficiency Targets



Essential Questions



Communicative Goals



Can-Do's



Lexical Content



Did you know?

Semana Santa, or Holy Week, is celebrated in Spain with elaborate religious processions, known as **pasos**, which are large, elaborate floats carrying religious statues and images of the Passion of Christ. These processions are accompanied by music, singing, and special attire worn by members of different brotherhoods, called *cofrades*.



Don't Forget



Elevate Your Lessons with Lingco!

Self-Assessment

Self-assessment builds metacognition and agency. Ask students to review their work with a rubric, write reflections, or track their progress across a Lingco unit. Use guiding questions like, ‘What am I proud of?’ or ‘What can I improve next time?’ The goal isn’t to make students mini-teachers—it’s to help them own their growth. Self-awareness leads to self-direction, and that’s where lifelong learners are made.



Reflection on my practice



Application for this week

ABRIL

	LUNES 6 abril	MARTES 7 abril	MIÉRCOLES 8 abril

“

El arte de vivir en paz consiste en aceptar lo diferente y respetar lo ajeno.
The art of living in peace lies in accepting difference and respecting what is not your own.
— **Rigoberta Menchú Tum (Guatemala), Nobel Peace Prize laureate**



This week I want to achieve:

JUEVES 9 abril	VIERNES 10 abril	SÁBADO 11 abril	DOMINGO 12 abril
		NOTES	

ABRIL 13 – ABRIL 19

Focus for the week:



Reflection



Proficiency Targets



Essential Questions



Communicative Goals



Can-Do's



Lexical Content



Did you know?

For the Holy week in Antigua and Guatemala locals create **Alfombras**-- giant carpets of colored sawdust and flowers that line the streets. They show a mix of Catholic and Maya images, Bible stories, and detailed designs.



Don't Forget



Elevate Your Lessons with Lingco!

Using a Rubric for Feedback

This week, focus on feedback that fuels growth. Use rubrics to give targeted comments, not just scores. Try audio or video feedback in Lingco to make it more personal. Better yet, teach students to give peer feedback that is kind, specific, and helpful. When students understand the ‘why’ behind the ‘grade,’ feedback becomes a mirror, not a judgment. Let it reflect potential, not just performance.



Reflection on my practice



Application for this week

ABRIL

	LUNES 13 abril	MARTES 14 abril	MIÉRCOLES 15 abril

“

Haz bien y no mires a quién. *Do good, no matter to whom.*

— **Unknown**



This week I want to achieve:

JUEVES 16 abril	VIERNES 17 abril	SÁBADO 18 abril	DOMINGO 19 abril
		NOTES	

ABRIL 20 – ABRIL 26

Focus for the week:



Reflection



Proficiency Targets



Essential Questions



Communicative Goals



Can-Do's



Lexical Content



Did you know?

Venezuela is home to the world's tallest uninterrupted waterfall. Located in **Canaima** National Park, Angel Falls plunges an astonishing 3,212 feet (979 meters) from a tabletop mountain called **Auyán-tepui**. The mist from the falls can be seen from miles away, and it's so high that much of the water evaporates before reaching the ground!



Don't Forget



Elevate Your Lessons with Lingco!

Feedback for Growth

Great feedback is specific, actionable, and empowering. This week, make it a two-way street: use Lingco to give students audio or written feedback, then ask them to respond with a plan to improve. Try structured peer feedback using rubrics—students often learn most by teaching each other. Remember: the goal of feedback isn't correction—it's reflection and growth. When students are partners in the loop, they move from passive recipients to active learners.



Reflection on my practice



Application for this week

ABRIL

	LUNES 20 abril	MARTES 21 abril	MIÉRCOLES 22 abril

“

Nine-tenths of education is encouragement.

— **Anatole France**



This week I want to achieve:

JUEVES 23 abril	VIERNES 24 abril	SÁBADO 25 abril	DOMINGO 26 abril
		NOTES	

ABRIL 27 – MAYO 3

Focus for the week:



Reflection



Proficiency Targets



Essential Questions



Communicative Goals



Can-Do's



Lexical Content



Did you know?

April 16—International Banana Day: Ecuador, Costa Rica, Guatemala, Colombia, and Honduras are all in the top ten banana exporting countries in the world and there is fierce competition between nations and even regions as to who has the best tasting bananas.



Don't Forget



Elevate Your Lessons with Lingco!

Finishing Strong

You're nearing the finish line—time to finish strong! Have students revisit early tasks and reflect on their progress. Showcase growth with portfolios, presentations, or Lingco data. Use celebration as motivation: a class shoutout wall, a reflection journal, a showcase day. Remind learners that language learning isn't ending—it's just evolving. Close the year by honoring their effort, risk-taking, and journey. Strong finishes leave lasting impressions.



Reflection on my practice



Application for this week

ABRIL

	LUNES 27 abril	MARTES 28 abril	MIÉRCOLES 29 abril

“

Yo no nací sabiendo cantar. Yo nací con ganas de cantar.
I wasn't born knowing how to sing. I was born wanting to sing.

— **Shakira (Colombia, global pop icon)**



This week I want to achieve:

JUEVES 30 abril	VIERNES 1 mayo	SÁBADO 2 mayo	DOMINGO 3 mayo
		NOTES	

MAYO 4 – MAYO 10

Focus for the week:



Reflection



Proficiency Targets



Essential Questions



Communicative Goals



Can-Do's



Lexical Content



Did you know?

Vallenato Festival (Colombia) It's one of the biggest Colombian festivals of the year and a true celebration of costeño culture, from traditional dances to musical performances to all-night-celebrations.



Don't Forget



Elevate Your Lessons with Lingco!

Legacy of Learning

This week, turn your celebration inward: What legacy are your students leaving behind? Create a class digital time capsule using Lingco journals or voice messages. Have students document a favorite moment, a challenge they overcame, or advice for next year's class. Highlight growth not just in language skills, but in confidence, collaboration, and curiosity. Let them share what they'll carry forward. A legacy doesn't need to be flashy—just meaningful. Celebrate the learning *journey*, and give students a way to look back with pride.



Reflection on my practice



Application for this week

MAYO

	LUNES 4 mayo	MARTES 5 mayo	MIÉRCOLES 6 mayo

“

Mis raíces están en dos mundos, y eso me da alas.
My roots are in two worlds, and that gives me wings.

— **Richard Blanco (Cuban-American poet, inaugural poet for Barack Obama)**



This week I want to achieve:

JUEVES 7 mayo	VIERNES 8 mayo	SÁBADO 9 mayo	DOMINGO 10 mayo
		NOTES	

MAYO 11 – MAYO 17

Focus for the week:



Reflection



Proficiency Targets



Essential Questions



Communicative Goals



Can-Do's



Lexical Content



Did you know?

May 5—Cinco de mayo: Cinco de mayo celebrates Mexico's victory at the Battle of Puebla in 1862. In Mexico, it's mainly observed with a day off school and some cultural events in Puebla, while in the U.S., thanks to some clever commercial marketing, it's a much bigger event that is widely celebrated with parades, music, food, that has evolved to be a celebration of Mexican heritage.



Don't Forget



Elevate Your Lessons with Lingco!

Looking Ahead with Purpose

As students reflect on their legacy, invite them to envision their next chapter. This week is about turning reflection into direction. Ask: What's your next language goal? How will you use what you've learned in real life? Use Lingco to create future-self letters, goal-setting portfolios, or video reflections. Challenge students to map out a 'Language Vision Board'—travel dreams, cultural experiences, or careers where their skills might shine. Remind them: language learning doesn't stop here—it evolves. End the week with an affirmation circle or community celebration. When students leave with purpose in their pocket, they carry your class with them long after the year ends.



Reflection on my practice



Application for this week

MAYO

“

No hay límites. Hay miedos. Y los miedos se superan.
There are no limits. There are fears. And fears can be overcome.

— **Karol G (Colombia, reggaeton artist)**



This week I want to achieve:

JUEVES 14 mayo	VIERNES 15 mayo	SÁBADO 16 mayo	DOMINGO 17 mayo
		NOTES	

MAYO 18 – MAYO 24

Focus for the week:



Reflection



Proficiency Targets



Essential Questions



Communicative Goals



Can-Do's



Lexical Content



Did you know?

La Semana de la Afrocolombianidad, Colombia, Primarily observed in May, this week celebrates the rich heritage and contributions of Afro-Colombian communities. It highlights their history, culture, art, and fight for equality, commemorating the abolition of slavery in 1851. Festivities often include music, dance, and educational events nationwide.



Don't Forget



Elevate Your Lessons with Lingco!

Reflection | Celebrating Learning and Growth

Celebrate the journey. This week, give space for reflection, gratitude, and joy. Have students write letters to their future selves, or to next year's students. Revisit their 'why' from Week 0 and ask what's changed. Use Lingco to compile a class anthology or final reflections. When we pause to celebrate growth, we reaffirm that learning is more than grades—it's transformation.



Reflection on my practice



Application for this week

MAYO

	LUNES 18 mayo	MARTES 19 mayo	MIÉRCOLES 20 mayo

“

Tener raíces no significa quedarte plantado.
Having roots doesn't mean you have to stay planted.

— **Bad Bunny (Puerto Rico, artist and activist)**



This week I want to achieve:

JUEVES 21 mayo	VIERNES 22 mayo	SÁBADO 23 mayo	DOMINGO 24 mayo
		NOTES	

MAYO 25 – MAYO 31

Focus for the week:



Reflection



Proficiency Targets



Essential Questions



Communicative Goals



Can-Do's



Lexical Content



Did you know?

Equatorial Guinea is Africa's only country with Spanish as an official language, a legacy of its colonial past. Alongside French and Portuguese, Spanish sets it apart on a continent where English, French, Arabic, and indigenous languages dominate.



Don't Forget



Elevate Your Lessons with Lingco!

Language Learning Spotlight

Shine a light on student growth this week. Create a ‘Language Learner Showcase’—record speaking samples, write success stories, or display Lingco artifacts. Invite families, admin, or other classes to witness the results of a year of effort. Students deserve to be celebrated as communicators, not just test-takers. When learners feel seen, they leave your room with pride—and purpose.



Reflection on my practice



Application for this week

MAYO

	LUNES 25 mayo	MARTES 26 mayo	MIÉRCOLES 27 mayo

“

A veces perder es lo mejor que te puede pasar, porque te obliga a crecer.
Sometimes losing is the best thing that can happen to you, because it forces you to grow.

— **Gael García Bernal (Mexico, actor and producer)**



This week I want to achieve:

JUEVES 28 mayo	VIERNES 29 mayo	SÁBADO 30 mayo	DOMINGO 31 mayo
		NOTES	

JUNIO 1 – JUNIO 7

Focus for the week:



Reflection



Proficiency Targets



Essential Questions



Communicative Goals



Can-Do's



Lexical Content



Did you know?

May 25—Día Internacional del Fútbol: World Football Day on 25 May is recognised annually by the UN and highlights football's global impact across commerce, peace, diplomacy, and cooperation.



Don't Forget



Elevate Your Lessons with Lingco!

Wrapping with Intention

The end is the beginning. Guide students to write advice letters to next year's learners, or reflect on how they've changed as thinkers and speakers. Use Lingco journals, recordings, or slides to capture the journey. For you: jot down three things you want to keep, drop, and try next year. Reflective closure turns a year of instruction into a launchpad for what's next.



Reflection on my practice



Application for this week

JUNIO

	LUNES 1 junio	MARTES 2 junio	MIÉRCOLES 3 junio

“

Better than a thousand days of diligent study is one day with a great teacher.

— Japanese proverb



This week I want to achieve:

JUEVES 4 junio	VIERNES 5 junio	SÁBADO 6 junio	DOMINGO 7 junio
		NOTES	

JUNIO 8 – JUNIO 14

Focus for the week:



Reflection



Proficiency Targets



Essential Questions



Communicative Goals



Can-Do's



Lexical Content



Did you know?

May 30—National day of Potato (Perú): There are more than 3000 varieties of potato native to the different regions of Peru and it's been a staple of the local Andean diet for more than 7,000 years. Why not try a recipe for **Papa a la Huancaína** (Potatoes in a spicy cheese sauce!).



Don't Forget



Elevate Your Lessons with Lingco!

Thinking Ahead

Even as the year winds down, your thinking is ramping up. Use this week to dream forward: What do you want to try next year? What worked well? What could evolve? Invite student input on next year's wish list. Review your Lingco content—what can you revise, expand, or remix? Teaching is a cycle of curiosity. Let the spark of reflection fuel your future plans.



Reflection on my practice



Application for this week

JUNIO

	LUNES 8 junio	MARTES 9 junio	MIÉRCOLES 10 junio

“

Yo no traduzco, yo transformo. Porque mi idioma no es una copia, es un universo.
I don't translate, I transform. Because my language isn't a copy, it's a universe.

— Residente (René Pérez Joglar) (Puerto Rico, rapper, Calle 13)



This week I want to achieve:

JUEVES 11 junio	VIERNES 12 junio	SÁBADO 13 junio	DOMINGO 14 junio
		NOTES	

Extra Resources





Creating a Strong Lesson Plan based on Backward Design

Creating a strong lesson plan using **Backward Design** involves starting with the end goal and planning backward to ensure that all elements of the lesson lead toward that goal. This approach is particularly effective because it focuses on what students are supposed to learn and ensures that every activity, assessment, and instructional method is aligned with that learning outcome.

Here's a breakdown of how to develop a lesson plan using **Backward Design**.

1. Identify Desired Results (Stage 1)

- **Start with the End in Mind:** Define what you want students to know, understand, and be able to do by the end of the lesson/unit.
- **Big Ideas and Core Understandings:** Determine the overarching concepts and essential questions. For world language classrooms, these could be language structures, cultural insights, or proficiency in a particular skill (e.g., speaking, reading, listening, writing).
- **Objectives:** Write specific learning objectives using verbs from Bloom's Taxonomy (e.g., identify, interpret, create, communicate). For example: "Students will be able to use past-tense verbs in Spanish to describe past experiences."

2. Determine Acceptable Evidence (Stage 2)

Lingco for Spanish includes both formative and summative assessments as a key part of the curriculum. Formative assessment is built into the natural sequence of every lesson in Part 3; multiple options for summative assessment are available in the Teacher Resources.

- **Assessments:** Decide how students will demonstrate their understanding and mastery of the learning objectives.
 - **Formative Assessments:** Activities like exit tickets, think-pair-share, quick quizzes, or journaling during the lesson to check understanding.
 - **Summative Assessments:** More comprehensive tasks like projects, presentations, tests, or performance assessments where students showcase their learning.
- **Performance Tasks:** Tasks that mimic real-world language use (e.g., role-playing a conversation, writing a letter, or creating a dialogue).
- **Rubrics:** Develop rubrics that clearly define how student performance will be measured. This encourages self-assessment and gives students a clear understanding of expectations.

3. Plan Learning Experiences and Instruction (Stage 3)

- **Learning Activities:** Design activities that lead students toward mastering the learning objectives. These should be engaging, interactive, and scaffolded to build on previous knowledge.
 - **World Language Example:** Start with a listening activity to introduce vocabulary, followed by guided practice in pairs, and end with students creating their own dialogues.
- **Instructional Strategies:** Use varied teaching methods, such as direct instruction, cooperative learning, or inquiry-based approaches, to cater to diverse learning styles.
- **Embedded Grammar in Context:** For language classrooms, make sure grammar is taught in context. For example, teach verb conjugations within the framework of a storytelling or conversational task rather than in isolation.

4. Align with Standards and Proficiency Goals

- Ensure your lesson objectives align with national or state language standards (e.g., ACTFL standards for World Languages).
- Focus on **interpersonal**, **interpretive**, and **presentational communication** when planning tasks, ensuring that students are building proficiency across all language domains.

5. Reflect and Adjust

- **Student-Centered Learning:** Incorporate opportunities for student choice, self-assessment, and reflection, allowing them to set their own learning goals or identify areas for improvement.
- **Continuous Feedback:** Plan for feedback loops where students can receive guidance and adjust their work before final assessments.
- **Differentiation:** Plan to meet diverse learner needs through personalized learning experiences, scaffolding, and flexible grouping.

Example Lesson Plan Using Backward Design (World Language Context)

1. Desired Result:

- Objective: “Students will be able to describe their daily routine in the target language using reflexive verbs.”
- Essential Question: “How do I talk about my day in a way that a native speaker would understand?”

2. Evidence:

- **Formative:** Exit ticket where students list five reflexive verbs learned.
- **Summative:** Students create a digital presentation describing their daily routine using reflexive verbs.

3. Learning Activities:

- **Warm-up:** Review reflexive verbs with a short video in the target language.
- **Activity 1:** Students watch a sample daily routine video and identify reflexive verbs.
- **Activity 2:** Pair activity where students discuss their morning routine using sentence starters.
- **Activity 3:** Students create a written description of their daily routine using reflexive verbs and share with a partner for peer feedback.

4. Assessment and Reflection:

Students present their digital projects to the class and receive feedback using a rubric based on grammar, vocabulary, and fluency.

This structured approach ensures that your lesson plan is aligned, purposeful, and grounded in clear outcomes, making learning more effective and engaging for students.

Generic World Language Lesson Plan Template

Generic World
Language Lesson
Plan Template
Scan The QR Code:



Stage 1: Desired Results (Backward Design)

Unit/Lesson: _____ Date: _____

- Target Proficiency Level:
 - Can-Do Statements:
 - Essential Question(s):

State Standards

Interpretive:

Interpersonal:

Presentational

Intercultural:

Stage 2: Evidence of Learning

- Performance Task(s):
- Formative Assessment(s):
- Success Criteria / Rubrics:
- Reflection / Cultural Comparison Opportunity:

Stage 3: Learning Plan

Mode(s) of Communication: ☐ Interpretive ☐ Interpersonal ☐ Presentational

Skill Focus: ☐ Listening ☐ Speaking ☐ Reading, Writing

Materials & Resources:

- Lingco Lesson and Activities:
- Additional Communicative Activities (Info Gaps, etc.):
- Vocabulary Sets / Grammar explanations::
- Protocols / Tools (e.g., Rally Robin, Think-Pair-Share):

Lesson Sequence

BEGINNING – Warm-Up & “I Do” (Teacher-Led Input)

- Hook / Activator (e.g., TPR, visuals, music, Lingco):
- Learning Target Posted & Reviewed? ☒
- Input (Modeling / Think-Aloud):
- Engagement Strategy Used:
- Scaffolds Provided:

MIDDLE – “We Do” and “You Do Together” (Collaborative Practice)

- Guided Practice / Scaffolded Interaction:
- Protocol Used (e.g., Pair-Share, Rally Robin, Jigsaw):
- Partner or Group Output Task:
- Differentiation Strategies Applied:

END – “You Do Alone” and Closure

- Independent Practice (e.g., Lingco activity, writing/speaking prompt):
- Exit Task / Can-Do Reflection:
- Peer or Teacher Feedback Provided?:
- Cultural Comparison Prompt (if applicable):

Extension & Differentiation Options

- Advanced Learners:
- Struggling Learners:
- ELLs / Heritage Speakers:

Reflection / Notes

- Adjustments for Next Time:
- Observed Engagement Level:
- Lingco Resource Feedback:
- Student Needs / Follow-Up:

Optional Add-Ons:

- Project-Based Learning Task or IPA:
- Homework or Additional Practice:
- Interdisciplinary or Cultural Connection:

World Language Lesson Plan (example outline)

This simplified template is ideal for quick planning, reflection, or sharing of mini-lessons. It aligns with best practices in world language instruction, including the learning cycle, performance-based goals, and integration of authentic communication tasks.

Lesson Title:

Date / Class / Proficiency Level:

Performance Target (e.g., Novice Mid):

Learning Target(s) / “I can” Statement(s):

- I can...
- I can...

Mode(s) of Communication: (Check all that apply)

☐ Interpretive ☐ Interpersonal ☐ Presentational

Activate (5 min)

Modeling (I Do) (5–10 min)

Guided Practice (We Do) (5–10 min)

Collaborative/Partner Practice (You Do Together) (10–15 min)

Independent Task (You Do Alone) (10+ min)

Assessment or Exit Slip:

How will you check what they can do?

Cultural Connection:

A Day in My Life with Lingco

The following “Day in My Life with Lingco” is an example of how teachers may use resources and activities from a Lingco lesson in the platform to create engaging and interactive activities that practice listening, reading, writing and speaking during the various stages of Gradual Release. Once students have experienced this practice in class and engaged with the concepts from the Lingco lesson, they will be more prepared to complete the Lingco lesson activities in the platform more independently.

(Spanish 1, Unit 1: **Vamos a conocernos**)

7:30 AM: Setting the Tone

The first thing I do over coffee is open the Lingco Classroom. I pull up today’s lesson plan for Unit 1, **Vamos a Conocernos**. I quickly review the proficiency target for **Lección 1: ¿Quién Soy?**

Interpersonal Speaking (Novice-Low): Students will listen to and respond to personal questions about name, age, and origin.

I glance at Lingco’s formative data dashboard to see how students performed yesterday. A few need more support with numbers, so I tweak today’s pairings and scaffold supports right inside the platform.

7:45 AM: Fine-tuning My Plan

I map out today’s learning sequence using the Gradual Release of Responsibility model:

- **I Do:** Model greetings and introductions with **Parte 1: Presentarse**.
- **We Do:** Partner practice with Parte 2: **Preguntas y respuestas**.
- **You Do:** Students record a video introducing themselves, housed inside Lingco **Parte 3: Es tu turno**.

All of this is ready-to-launch on Lingco’s platform. My materials checklist?

- Authentic videos
- Conversation scripts
- Digital exit slips
- Sentence frames
- Feedback rubrics

8:00 AM: Showtime!

The bell rings. I welcome students with **¡Buenos días!** and roll straight into the Activate phase — a warm-up of introductions in pairs. Energy is up!

I Do (Model)

I guide students through the first activity, narrating: **Miren: Él dice ‘Me llamo Kayla.’ ¿Qué significa?**

(They shout: “Her name is Kayla!”)

Then I model slowly:

Hola. Me llamo señor Gómez.. Tengo 30 años. Soy de Florida.

We even act it out using Total Physical Response (TPR) gestures for fun.

I move through Part 1 and pause to point out the grammar, particularly the use of **tener** for age.

We Do (Guided Practice)

Students move through Part 2 and create their own dialogues. They review answers as a class and some volunteers offer to perform their dialogue.

Small Group Collaboration

We dive into a mini info-gap speaking activity from Lingco, **La información personal**. Each student has some information missing about a classmate’s “identity card” and must ask questions to fill it in. I make sure I point out the model so they have support asking and answering questions outside the yo form.

Authentic interaction = real smiles.

You Do (Independent Practice)

Now it’s their moment. Students open Lingco’s video recording tool and film themselves for Part 3: **Hola. Me llamo Javier. Tengo 14 años. Soy de Florida.**

I can already hear their pride bubbling up as they submit!

End of Class: Reflect and Connect

Students complete a Lingco exit ticket:

- 1 greeting, 1 farewell, 1 introduction line.

Before they leave, we reflect together:

- “What new phrase did you use today?”
- “Where could you imagine using this in real life?”

Planning for Tomorrow

After school, I quickly check Lingco’s automatic performance tracker. It highlights trends:

- Most students nailed introducing themselves.
- About 20% still confuse *ser* and *tener* for age.

Perfect. I plan tomorrow’s “I Do” to explicitly address that — pulling from Lingco’s scaffolded grammar activities.

Pacing Guides

Lingco has developed sample yearly pacing as follows but the content is flexible enough for you to customise to your own teaching and this should serve as a guideline only!

Week 1: Preliminary Unit

Weeks 2-6.5: Unit 1

Weeks 6.5-12: Unit 2

Weeks 13-18: Unit 3

Weeks 19-24: Unit 4

Weeks 25-30: Unit 5

Weeks 31-36: Unit 6

For More Detailed
Pacing Guides For
Each Level Scan The
QR Code:



Sample Pacing Guides for Level 1:

Week	Day 1	Day 2	Day 3	Day 4	Day 5
1	Introduce Unit 1 Lección 1: ¿Quién soy? Complete Parte 1 .	Grammar summary: Personal pronouns; ser. Lección 1: Parte 2.	Lección 1: Parte 3. Info Gap: La información personal.	Introduce Lección 2: Saludos y despedidas. Complete Parte 1 .	Complete Lección 2, Partes 2 y 3.
2	Choose bonus lesson from content library: ¿De dónde eres? or Mi edad	Review Lecciones 1-2. Reading: Saludos y despedidas.	Introduce Lección 3: Identidad digital y seguridad. Complete Parte 1 .	Complete Lección 3, Parte 2.	Complete Lección 3, Parte 3.
3	Review Lecciones 1-3. Cuestionario: names and introductions.	Guided conversation: introductions. Introduce IPA: Teaching greetings.	Review Lecciones 1-3. Complete IPA: Teaching greetings.	Introduce Lección 4, Me gusta. Complete Lección 4: Parte 1.	Vocabulary: Actividades de tiempo libre. Begin Lección 4, Parte 2.
4	Complete Lección 4, Partes 2 y 3.	Grammar summary: me gusta Tres en raya Info gap: Actividades en común.	Choose bonus lesson from content library: Productos y prácticas or Mis gustos favoritos	Introduce Revisión y expansión: La información personal Complete Parte 1.	Vocabulary: Meses de año Begin Revisión: Información personal Parte 2.
5	Complete Revisión y expansión: La información personal Partes 2 y 3.	Reading: Formality in Spanish Grammar review: personal pronouns	Introduce Revisión y expansión: Me presente Complete Parte 1	Vocabulary: Números 0-30. Begin Revisión y expansión: Me presente: Parte 2	Complete Revisión y expansión: Me presente: Partes 2 y 3
6	Choose bonus lesson from content library: Ciudadanos de mundo or Yo soy	Time for review Quiz show game.	Assessment and preview next unit		

Pacing Guide Template

Lingo has developed sample yearly pacing but the content is flexible enough for you to customise to your own teaching. Use this handy template to map the content to your year. Sample Pacing Guides for Level 1:

For a downloadable/
editable version of this
template please visit:



Week	Day 1	Day 2	Day 3	Day 4	Day 5
1					
2					
3					
4					
5					
6					

Week	Day 1	Day 2	Day 3	Day 4	Day 5
7					
8					
9					
10					
11					
12					

Home Connection Letters

Research has shown that when parents or guardians are actively aware of what their child is learning in school, students demonstrate higher academic achievement and greater motivation. Parent or guardian involvement in the learning process helps reinforce classroom lessons at home, providing children with additional practice and support. Studies indicate that this engagement fosters better communication between parents and teachers, enabling early identification of learning challenges and timely interventions. Moreover, when parents and guardians understand curriculum goals and content, children often develop stronger self-confidence and a more positive attitude toward learning. In short, parental awareness is a key factor in promoting student success and long-term educational outcomes.

We've created a weekly template so you can easily keep parents and guardians informed of the focus of their child's learning each week.

For Home
Connection
Letter Template
Scan The QR Code:



Home Connection Letter Template

[School Name]

[Teacher's Name] – World Languages Department

Grade [#] – [Language: e.g., Spanish I, French II]

Date: [Insert Date]

Subject: Weekly Language Learning Update – Week of [Insert Week Dates]

Dear Parents and Guardians,

Bonjour / Hola / Hallo!

I'm happy to share what your child will be learning this week in our [Language] class. We're continuing to build both linguistic and cultural knowledge in engaging and meaningful ways.

CLASSROOM SNAPSHOT!!!

[insert pictures/artifacts from class]

This Week's Focus:

Theme/Unit: [e.g., Talking About Family / Ordering in a Restaurant / Describing Daily Routines]__

Key Vocabulary:

- [Word or Phrase 1 – e.g., “la familia” (the family)]
- [Word or Phrase 2 – e.g., “pedir” (to order)]
- [Word or Phrase 3 – e.g., “se lever” (to get up)]

Grammar Focus:

- [e.g., Subject pronouns, present tense conjugation of regular verbs, question formation]

Culture Connection:

- [e.g., Exploring traditional French breakfasts, Día de los Muertos customs, German school schedules]

Assignments & Activities:

- Vocabulary practice with Quizlet or flashcards
- Listening and speaking exercises in class
- [Optional: Reading a short text or watching a cultural video]
- Homework: [Brief description – e.g., “Create five sentences using this week's vocabulary.”]
- Assessment: [e.g., “Mini quiz on Friday covering food vocabulary and verb ‘comer’.”]

How You Can Support at Home:

- Ask your child to teach you 3-5 new words they learned.
- Watch a short video or listen to a song in [Language] together.
- Encourage them to review notes or practice pronunciation aloud.

Thank you for your continued support! If you have any questions or would like additional resources to help your child practice at home, please don't hesitate to reach out.

Warm regards,

[Teacher's Name]

[Email Address]

[Optional: Office Hours or Google Classroom Link]

From Classroom to Capitol: Advocating for World Languages at Every Level

Why It Matters: Advocacy doesn't start with a press release—it starts with students speaking the language, showing what they can do, and telling their stories. Whether you're just getting started or ready to amplify your impact, these ideas grow from your classroom out to the world.

Classroom-Level

- **Student Spotlights:** Feature one student a week on your board, newsletter, or digital platform with a quote or sample in the target language.
- **Performance Walls:** Display student work showing growth in language proficiency with “I can” statements.
- **Mini Showcases:** Record or invite others to see students use the language—debates, skits, podcasts, etc.
- **Language Use Logs:** Students track and share where/how they've used the language in real life or online.
- **Celebrate Success:** Celebrate and share when students reach their targets! Post about them, and share their success with their families and the community.

School-Level

- **World Language Week:** Collaborate across departments for a cultural celebration or multilingual announcements. Be sure to involve teachers and organizations in your school outside of the WL's department!
- **Hallway Takeovers:** Use bulletin boards to showcase student projects, infographics, or proficiency data.
- **Admin Shoutouts:** Share student progress or class achievements in weekly announcements. Invite your admins to come and see what is happening in your classroom! Have students invite them to presentations and events!

District-Level

- **Family & Community Events:** Host a WL Night, food fair, or student-led presentations with local partners.
- **Board of Education Highlights:** Send student videos or testimonials to be shared at board meetings. Invite board members to participate in events or come visit your class so they feel connected to your program and your learners!
- **Share Proficiency Data:** Provide snapshots of learner growth using ACTFL benchmarks in easy-to-read visuals. Celebrate learners who reach their proficiency goals or the Seal of Biliteracy! Reach out to the local media to share your learners' success!

State-Level

- **State Advocacy Days:** Prepare student messages, letters, or videos to send with colleagues attending Capitol visits.
- **Submit for Recognition:** Nominate students or your program for awards through your state WL association.
- **Partner with JNCL-NCLIS:** Get involved and join your state's team! Use their advocacy tools and messaging to support language education policy and funding.

Regional & National-Level

- **Social Media Hashtags:** Post with tags like #LangChat, #LeadWithLanguages, or your state org's tag. Celebrate student work! Create a hashtag for your program or school!
- **Conference Submissions:** Co-present with your colleagues, admins and/or students to share your classroom successes, strategies and events with a broader audience.
- **Outreach to Advocacy Groups:** Share success stories with ACTFL, JNCL-NCLIS, and others that support multilingualism. Get involved and bring others with you!

5 Easy Wins for Teachers

1. Share one student quote or photo a week.
2. Print one chart showing class proficiency growth for your door.
3. Send a short student video to your principal or WL coordinator.
4. Involve a local business or speaker for culture or language use.
5. Tag your work in posts using advocacy hashtags monthly.

Big Idea

You don't need to wait for a policy change to be an advocate—your classroom is already changing lives. Let's show the world.

National Level Organizations and Resources

National Language Groups/ Conferences

- American Council on the Teaching of Foreign Languages (ACTFL)
- Joint National Committee for Languages (JNCL) and National Council for Languages and International Studies (NCLIS)
- National Network for Early Language Learning (NNELL)
- Modern Language Association
- International and Foreign Language Education
- Defense Language and National Security Education Office
- National Association of District Supervisors of Foreign Languages
- National Council of State Supervisors of Foreign Languages
- American Councils for International Education
- American Association of University Supervisors, Coordinators, and Directors of Language Programs
- Association of Departments of Foreign Languages
- American Indian Language Development Institute

Find direct links
to all the resources
below on our
Resource Page:



Language Teacher Organizations:

- AATF - American Association of Teachers of French
- American Association of Teachers of Spanish and Portuguese

National Research Center Sites

- Center for Advanced Research on Language Acquisition (CARLA)
- Center for Applied Linguistics (CAL)
- Center for Applied Second Language Studies (CASLS)
- Center for Advanced Language Proficiency Education and Research
- National Foreign Language Resource Center
- National Heritage Language Resource Center

World Language Teacher Resources Sites

- Center for Educational Resources in Culture, Language, and Literacy
- Edutopia World Languages resources

- Native American language resources
- Avant MORE Learning Wakelet Resources
- ACTFL Resources
 - Performance Descriptors for Language Learners
 - Proficiency Guidelines
 - Teaching and Learning Remotely
- Center for Open Educational Resources and Languages
- SDSU - Language Acquisition Resource Center
- National Foreign Language Resource Center
- National Heritage Language Resource Center
- Center for Urban Language Teaching and Research

Student Proficiency Resources

- Linguafolio
- World-Readiness Standards for Learning Languages
- Seal of Biliteracy
- Global Seal of Biliteracy
- AVANT Assessment

Regional Organizations

- Southwest Conference on Language Teaching
- Central States Conference on the Teaching of Foreign Languages
- Northeast Conference on the Teaching of Foreign Languages
- North Pacific Council for Languages
- Southern Conference on Language Teaching

Travel and Exchange

- Council on Standards for International Educational Travel
- Fulbright Teacher Exchange
- American Field Service - Intercultural programs
- ASSE - International Student Exchange Programs
- American Cultural Exchange Service
- International Education and Research Network
- National Security Language Initiative for Youth
- High School Exchange Programs for American Students
- International Student Exchange Program
- EF Education First
- American Institute for Foreign Study

Planning a World Languages Party: Celebrating Culture Through Food and Language

Nothing brings people together like food—and in the World Languages classroom, culinary traditions offer a powerful gateway to language, culture, and community. A World Languages party is a fun and educational way for students to explore how language and food are deeply intertwined. It's an opportunity to practice vocabulary, learn cultural customs, and most importantly, experience the joy of sharing a meal across cultures.

Purpose of the Party

- Celebrate the diversity of world cultures through traditional foods.
- Reinforce language skills in context (e.g., reading recipes, using food-related vocabulary).
- Promote cultural appreciation and curiosity.
- Build classroom community and collaboration.

Planning Steps

1. Choose the Spanish-speaking Countries or Cultures to Represent

- Where appropriate encourage students to represent cultures from their heritage or interests.

2. Select Recipes or Dishes

- Keep it simple and safe—no nuts or allergens.
- Assign students or groups to research and prepare a dish.
- Include options like: tortilla española, alfajores, queso y dulce, (We've provided the recipes for these in English and Spanish but also try researching your own!)

3. Incorporate Language Practice

- Label each dish in the target language (with English translation).
- Have students introduce their dish using target vocabulary.
- Create menus, recipe cards, or signs using the target language.

4. Decor and Music

- Decorate with cultural symbols, flags, and student-made posters.
- Play traditional music to enhance the atmosphere.

5. Engage Families (Optional)

- Invite families to contribute recipes or dishes.
- Share a digital recipe book after the event.

Learning Connections

This event supports language learning goals by embedding vocabulary, grammar, and cultural knowledge into a hands-on, memorable experience. Students gain confidence speaking in real-life contexts and develop a deeper appreciation for the cultures they study.

Advocacy Tip

This is the perfect opportunity for the vital role that World Languages play in our lives. Why not reach out and involve administrators, the school board, senior administration at district level, the local international businesses and community, and why not let local news outlets and media know about it too!! Empower your learners to share the impact and power of learning a language.

The more your stakeholders are involved and aware of the value of your program the more they will support it!

Final Thought

Food is a universal language that speaks to the heart of culture. By hosting a World Languages party, we give students the chance to explore that connection, practice their language skills, and celebrate diversity in a delicious and joyful way.

Spanish Tortilla Recipe

The Spanish Tortilla is one of Spain's most iconic and beloved dishes, deeply rooted in the country's culinary tradition. Made primarily from simple ingredients—potatoes, eggs, and often onions—it reflects the Spanish love of hearty, rustic home cooking. Originating in the 19th century, the tortilla was initially a humble, rural dish designed to make the most of accessible ingredients. Over time, it became a staple in Spanish households, tapas bars, and school lunches. Its versatility allows it to be served warm or cold, as a main dish, snack, or sandwich filling (bocadillo de tortilla). While debates continue over whether onions belong in a “true” tortilla, the dish remains a unifying element of Spanish cuisine, celebrated for its simplicity, flavor, and comfort.

Receta fácil de tortilla española

Ingredientes:

- 4 papas medianas
- 1 cebolla grande
- 5 huevos
- Aceite de oliva
- Sal al gusto

Instrucciones:

1. Pelar y cortar las papas en rodajas finas.
2. Cortar la cebolla en juliana (tiras delgadas).
3. En una sartén grande, calentar abundante aceite de oliva a fuego medio.
4. Añadir las papas y la cebolla, sazonar con sal y cocinar hasta que estén blandas pero no doradas, removiendo ocasionalmente.
5. Batir los huevos en un bol grande con un poco de sal.
6. Escurrir las papas y la cebolla para eliminar el exceso de aceite y añadir las al bol con los huevos. Mezclar bien.
7. En una sartén más pequeña, calentar un poco de aceite y verter la mezcla. Cocinar a fuego medio-bajo.
8. Cuando los bordes estén cuajados, dar la vuelta con la ayuda de un plato y cocinar el otro lado hasta que esté firme y dorado.
9. Servir caliente o a temperatura ambiente.

Easy Spanish Tortilla Recipe

Ingredients:

- 4 medium potatoes
- 1 large onion
- 5 eggs
- Olive oil
- Salt to taste

Instructions:

1. Peel and slice the potatoes thinly.
2. Slice the onion into thin strips.
3. In a large pan, heat plenty of olive oil over medium heat.
4. Add the potatoes and onion, season with salt, and cook until soft but not browned, stirring occasionally.
5. Beat the eggs in a large bowl with a pinch of salt.
6. Drain the potatoes and onion to remove excess oil and add them to the bowl with the eggs. Mix well.
7. In a smaller pan, heat a little oil and pour in the mixture. Cook over medium-low heat.
8. When the edges are set, flip the tortilla with the help of a plate and cook the other side until firm and golden.
9. Serve hot or at room temperature.

Enjoy your meal!

Queso y Dulce Recipe

Queso y Dulce, also known as Romeo y Julieta in some countries, is a traditional dessert enjoyed throughout Latin America and parts of the Caribbean. It pairs a slice of mild, salty cheese—such as queso fresco, queso blanco, or farmer’s cheese—with a slice of sweet fruit paste, commonly dulce de membrillo (quince paste), dulce de guayaba (guava paste), or dulce de batata (sweet potato paste). This simple combination highlights the classic contrast of sweet and salty flavors, offering a satisfying and culturally rich treat. Its popularity stems from its simplicity, affordability, and strong cultural roots in family meals and festive occasions. While variations exist across regions, the essence of the dish remains the same: a celebration of balance, tradition, and shared tastes

Receta fácil de queso y dulce

Ingredientes:

- Queso fresco o queso blanco (al gusto)
- Dulce de membrillo, guayaba o batata (corte en rebanadas)

Instrucciones:

1. Corte el queso en rebanadas o cubos.
2. Corte el dulce en rebanadas del mismo tamaño que el queso.
3. Sirva el queso y el dulce juntos, alternando una rebanada de queso con una de dulce.
4. Disfrute como merienda, postre o acompañamiento.

Easy Queso y Dulce Recipe

Ingredients:

- Fresh cheese or white cheese (to taste)
- Guava paste, quince paste, or sweet potato paste (sliced)

Instructions:

1. Cut the cheese into slices or cubes.
2. Slice the sweet paste to about the same size as the cheese.
3. Serve the cheese and sweet paste together, alternating a slice of cheese with a slice of sweet paste.
4. Enjoy as a snack, dessert, or accompaniment.

Alfajores recipe

Alfajores are delicate sandwich cookies that hold a cherished place in many Latin American cultures, especially in Argentina, Peru, Uruguay, and Chile. Typically made with two soft, crumbly cookies filled with creamy dulce de leche, they are often dusted with powdered sugar or rolled in shredded coconut. The origins of alfajores trace back to the Middle East and Spain, where a version of the sweet was introduced during the Moorish occupation. Spanish colonists brought the recipe to the Americas, where it evolved into the modern alfajor we know today. In Argentina, alfajores are a national favorite, enjoyed daily with coffee or gifted during holidays. Their texture and flavor—light, sweet, and rich—make them a beloved treat across generations and regions.

Receta fácil de alfajores

Ingredientes:

- 200 g de mantequilla sin sal (a temperatura ambiente)
- ½ taza de azúcar impalpable (azúcar glas), más extra para espolvorear
- 2 yemas de huevo
- 1 cucharadita de extracto de vainilla
- 1½ tazas de maicena (fécula de maíz)
- 1 taza de harina de trigo
- 1 cucharadita de polvo de hornear
- 1 lata de dulce de leche (aprox. 400 g)
- Coco rallado (opcional, para decorar los bordes)

Instrucciones:

1. Precalienta el horno a 175°C (350°F) y cubre una bandeja con papel manteca o para hornear.
2. Bate la mantequilla con el azúcar impalpable hasta que la mezcla esté suave y cremosa.
3. Añade las yemas y la vainilla, y mezcla bien.
4. En otro bol, mezcla la maicena, harina y polvo de hornear. Incorpora poco a poco a la mezcla anterior hasta formar una masa suave.
5. Estira la masa hasta que tenga aproximadamente ½ cm de grosor y corta círculos pequeños (unos 5 cm de diámetro).
6. Coloca las tapas en la bandeja y hornea durante 10 a 12 minutos. No deben dorarse por encima; solo un poco por debajo.
7. Deja enfriar completamente.
8. Unta dulce de leche en una tapa y cúbreala con otra para formar un alfajor.
9. Si deseas, pasa los bordes por coco rallado y espolvorea con azúcar impalpable por encima.

¡Listo! ¡Disfruta tus alfajores caseros!

Easy Alfajores Recipe

Ingredients:

- 1 cup (2 sticks) unsalted butter, softened
- ½ cup powdered sugar (plus more for dusting)
- 2 egg yolks
- 1 teaspoon vanilla extract
- 1 ½ cups cornstarch (maizena)
- 1 cup all-purpose flour
- 1 teaspoon baking powder
- 1 can dulce de leche (or about 1 cup)
- Shredded coconut (optional, for edges)

Instructions:

1. Preheat the oven to 350°F (175°C). Line a baking sheet with parchment paper.
2. Cream the butter and sugar in a large bowl until smooth and fluffy.
3. Add the egg yolks and vanilla, and mix well.
4. In a separate bowl, combine the cornstarch, flour, and baking powder. Slowly add to the wet mixture until a soft dough forms.
5. Roll out the dough to about ¼ inch thick and cut into small circles (around 2 inches).
6. Place the cookies on the baking sheet and bake for 10-12 minutes, or until the bottoms are lightly golden. The tops should stay pale.
7. Let the cookies cool completely.
8. Spread dulce de leche on the flat side of one cookie and sandwich it with another.
9. If desired, roll the edges in shredded coconut and dust the tops with powdered sugar.

Enjoy your homemade alfajores!

Common Measurement Conversions to Imperial/US

This document provides a quick reference for converting common metric measurements into their imperial/US equivalents. These conversions are approximations for everyday use.

Length

Metric	Imperial/US Equivalent
1 centimeter	0.39 inches
1 meter	3.28 feet
1 kilometer	0.62 miles

Weight

Metric	Imperial/US Equivalent
1 gram	0.035 ounces
1 kilogram	2.2 pounds
1 metric ton	1.1 US tons

Volume

Metric	Imperial/US Equivalent
1 milliliter	0.034 fluid ounces
100 milliliters	3.38 fluid ounces
1 liter	33.8 fluid ounces (1.06 quarts)

Temperature

Metric	Imperial/US Equivalent
°C to °F	$^{\circ}\text{F} = (^{\circ}\text{C} \times 9/5) + 32$

Common Measurement Conversions to Metric

This document provides a quick reference for converting common imperial/US measurements into their metric equivalents. These conversions are approximations intended for general use.

Length

Imperial/US Equivalent	Metric
1 inch	2.54 centimeters
1 foot	30.48 centimeters
1 yard	0.91 meters
1 mile	1.61 kilometers

Weight

Imperial/US Equivalent	Metric
1 ounce	28.35 grams
1 pound	0.45 kilograms
1 ton (US)	0.91 metric tons

Volume

Imperial/US Equivalent	Metric
1 teaspoon	4.93 milliliters
1 tablespoon	14.79 milliliters
1 fluid ounce	29.57 milliliters
1 cup	237 milliliters
1 pint	473 milliliters
1 quart	0.95 liters
1 gallon	3.79 liters

Temperature

Imperial/US Equivalent	Metric
°F to °C	$^{\circ}\text{C} = (^{\circ}\text{F} - 32) \times 5/9$

Countries Where Spanish is an Official Language

Country	Capital	Estimated Population
Argentina	Buenos Aires	46 million
Bolivia	Sucre (official), La Paz (seat of govt)	12 million
Chile	Santiago	20 million
Colombia	Bogotá	52 million
Costa Rica	San José	5.3 million
Cuba	Havana	11 million
Dominican Republic	Santo Domingo	11.5 million
Ecuador	Quito	18 million
El Salvador	San Salvador	6.5 million
Equatorial Guinea	Malabo (current), Ciudad de la Paz (future)	1.6 million
Guatemala	Guatemala City	18 million
Honduras	Tegucigalpa	10.5 million
Mexico	Mexico City	129 million
Nicaragua	Managua	7.2 million
Panama	Panama City	4.5 million
Paraguay	Asunción	7.5 million
Peru	Lima	34 million
Spain	Madrid	48 million
Uruguay	Montevideo	3.5 million
Venezuela	Caracas	29 million

Personalize





SEMANA:

Focus for the week:



Reflection



Proficiency Targets



Essential Questions



Communicative Goals



Can-Do's



Lexical Content



Did you know?



Don't Forget



Elevate Your Lessons with Lingco!

Scan to download
Extra Week
Planner pages:



Reflection on my practice



Application for this week

MES:

	LUNES	MARTES	MIÉRCOLES



This week I want to achieve:

JUEVES	VIERNES	SÁBADO	DOMINGO
		NOTES	

